

2021  
September

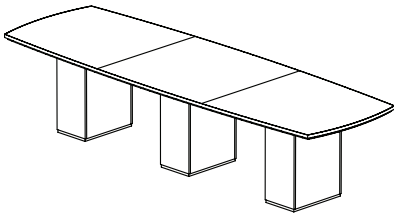
# MEETING

## SPECIFICATION GUIDE

Prices subject to change without notice.

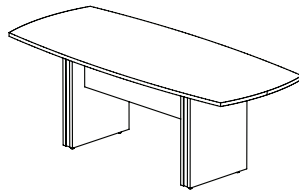
three h

## MEETING Components



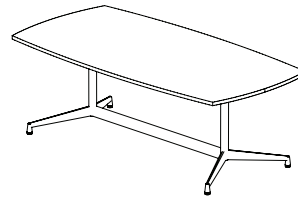
### CONFERENCE

Deluxe Tables / Medium Tables /  
Narrow Tables



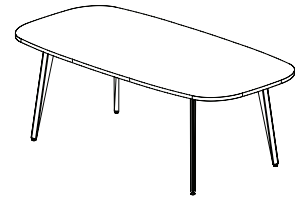
### MEETING

Narrow Tables / Slim Tables




### Y MEETING

Y Base Tables



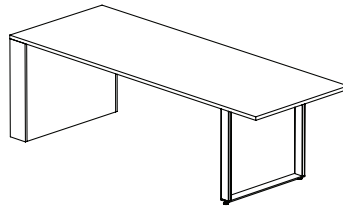
### WORKSHELF MEETING

WorkshelF MEETING Tables



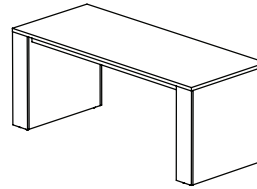
### MEDIA TABLE

Racetrack Top Tables /  
Video Conference Tables



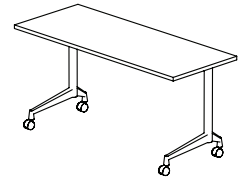
### FRAME MEETING

Frame Leg Meeting Tables



### HIGHWAY

30"H / 36"H / 42"H  
Highway Tables



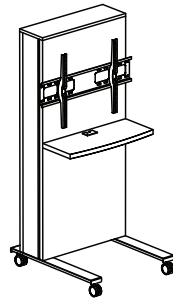
### TRAINING

C Leg Tables / T Leg Tables



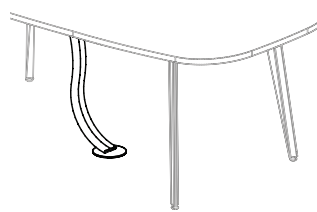
### OCCASSIONAL

Round Tables /  
Square Tables



### ACCESSORIES

Media Cart /  
Lecturns

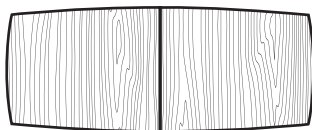


### CORDJACKET

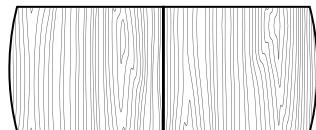
36"H / 55"H CordJackets

## Conference Specifications

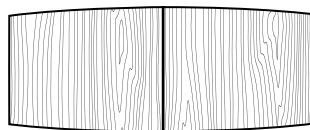
### TOP SHAPES



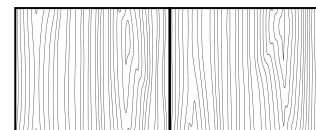
Arc Double



Arc Ends



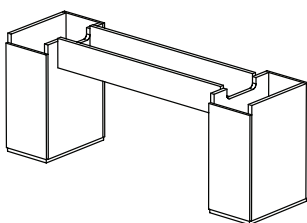
Arc Sides



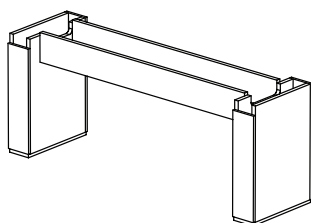
Rectangle

Tops starting at 120"L up to 240"L, additional sizes available upon request to Three H Customer Service.

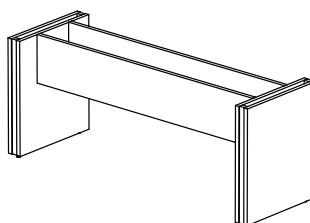
### BASE STYLES



12"W Deluxe Base



6"W Medium Base



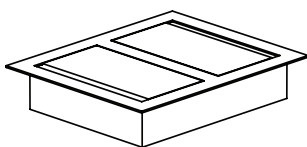
4"W Narrow Base

All three base variations available for the Conference tables include built in wire management.

**Deluxe Base / Medium Base:** Hinged access door on each rectangular panel base with horizontal J channels on the interior of the laminate stretcher connecting the rectangular bases.

**Narrow Base:** Hollow interior of the Narrow base with a cut out at the top of the leg allows for cables to be fed from the ground to the underside of the table top with horizontal J channel on the interior of the laminate stretcher connecting the laminate slab bases.

### POWER OPTIONS



Deluxe Power

The Deluxe Power Module is double sided/ in-surface mounted. Each side has its own plug-in 120"L power feed with a UL Listing.

Technology may remain connected while lid is closed, concealing connections. This unit comes in matte black, matte white or silver.

Our standard configuration is: 4 Power Outlets, 2 USB Dual Chargers and 2 Open Ports, customizable configurations available upon request.

The Deluxe Power Access is available as a single center location or centered over each base within the Conference Table options.


When there are two or more units, we offer the power modules in a daisy-chain connection, allowing for one direct infeed location. This infeed location is concealed within one of the base supports.

Hardwire infeed is available upon request from Customer Service.


These are the recommended applications by Three H, for additional options, please contact Three H Customer Service.

## MEETING Specifications


## TOP SHAPES




Arc Double



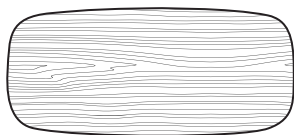
Arc Ends



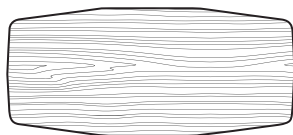
Arc Sides



Rectangle

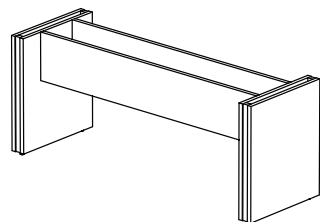


Oval

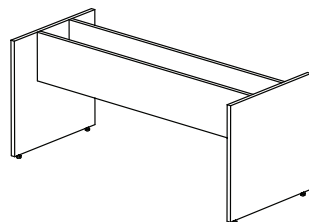


Marquise

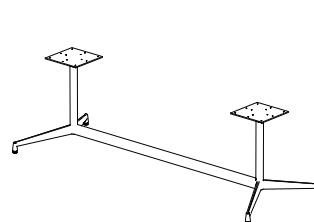
## BASE STYLES



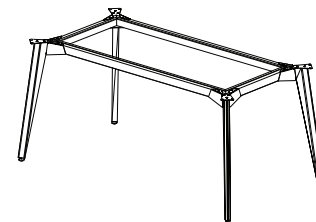
4\"W Narrow Base



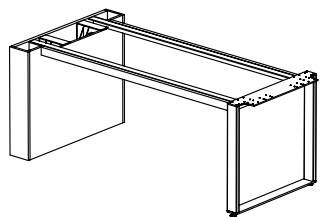
1\"W Slim Base



Metal, Y Frame



Workshelf Base



Medium Base with Frame Leg

Some of the base options available for the Meeting tables have wire management built into the base, while others will require an additional vertical wire manager.

**Laminate, Slim:** Horizontal J channels are provided to attach to the underside of the table top, no built in vertical wire management, but we recommend CordJacket™, see [three-h.com/cordjacket](http://three-h.com/cordjacket)


**Laminate, Narrow:** Hollow interior of the Narrow base with a cut out at the top of the leg allows for cables to be fed from the ground to the underside of the table top with horizontal J channels on the interior of the laminate stretch connecting the laminate slab bases.

**Laminate, Medium with Frame Leg:** Hinged access door on the rectangular panel base with horizontal J channels on the interior of the laminate stretcher connecting to the frame leg.

**Metal, Y Frame:** Horizontal J channels are provided to attach to the underside of the table top, one built in vertical wire management located on one leg

**WorkShelf:** Horizontal J channels are included on the interior of the frame work supporting the top table, no built in vertical wire management, but we recommend CordJacket™, see [three-h.com/cordjacket](http://three-h.com/cordjacket)

## POWER OPTIONS



Popup Power

The Popup Power Module provides flexible desktop power and data solutions. Retractable and durable construction, this unit is highly functional with a fluid, one touch door that remains open during use.

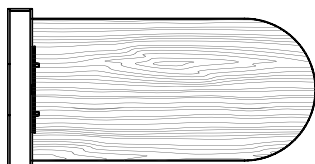
It has a single plug-in 120\"/>

Our standard configuration is: 2 Power Outlets, 1 USB Dual Charger and 1 Open Port, customizable configurations available upon request.

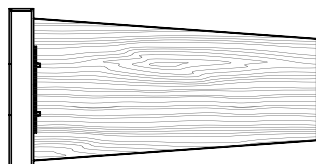
Hardwire infeed is available upon request from Customer Service.

## Media Table Specifications

### TOP SHAPES

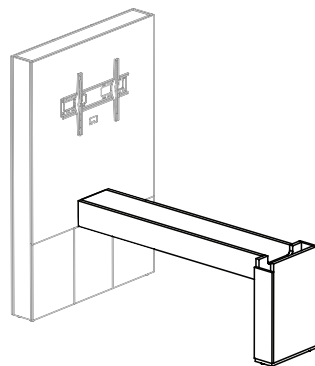


Racetrack

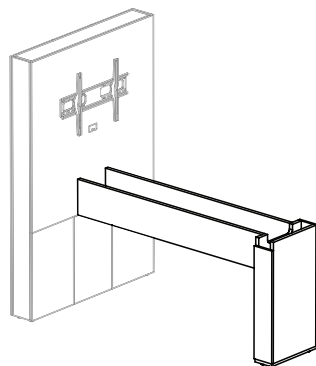


Video Conference

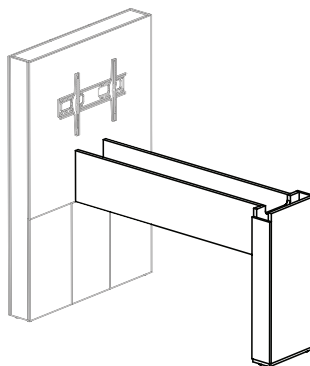
### BASE STYLES



30"H Laminate Base



36"H Laminate Base

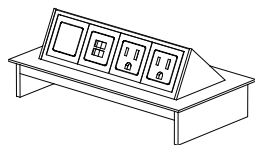


42"H Laminate Base

**Laminate Base:** Hollow interior of the Laminate Base with a cut out at the top of the leg allows for cables to be fed from the ground to the underside of the table top with horizontal J channels on the interior of the laminate stretcher connecting the rectangular bases.

The 71"H back offers two options to access the concealed wires, either an open back or an access door. Cables will be fed on the underside of the table to a grommet under the table in the back panel.

### POWER OPTIONS



Popup Power

The Popup Power Module provides flexible desktop power and data solutions. Retractable and durable construction, this unit is highly functional with a fluid, one touch door that remains open during use.

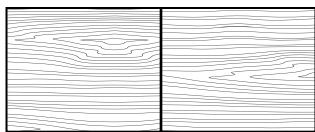
It has a single plug-in 120"L power feed with a UL Listing. This unit comes in matte black as default, with additional options of matte white and silver.

Our standard configuration is: 2 Power Outlets, 1 USB Dual Charger and 1 Open Port, customizable configurations available upon request.

Hardwire infeed is available upon request from Customer Service.

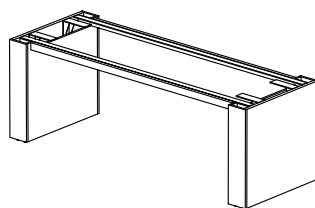
## Highway Specifications

### TOP SHAPES

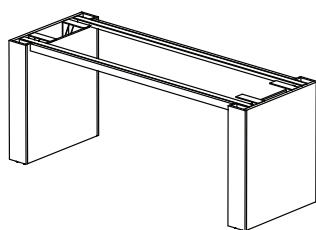


Rectangle

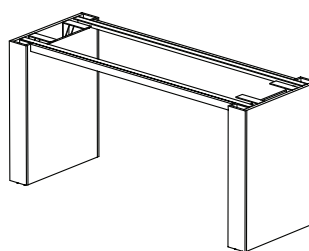
### BASE STYLES



30"H Laminate Base



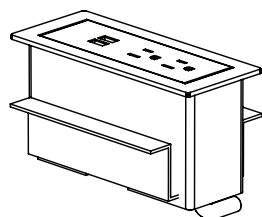
36"H Laminate Base



42"H Laminate Base

**Laminate, Medium:** Hinged access door on each rectangular panel base with horizontal J channels on the interior of the laminate stretcher connecting the rectangular bases.

### POWER OPTIONS



Flush Mount Power

The Flush Mount Power Module offers a completely integrated single-piece cover, eliminating dust and debris catching in grooves.


It has a single plug-in 120" power cord with a UL Listing. This unit comes standard with a black bezel and black faceplate, with additional options in white and silver.

This unit is only available in one configuration, however it is available with two other mounting applications upon request.

2 Power Outlets, 2 USB Dual Chargers

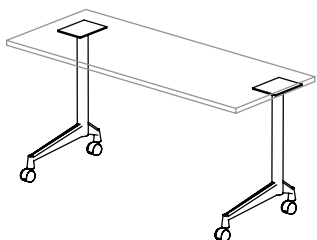
## Training Table Specifications

### TOP SHAPES

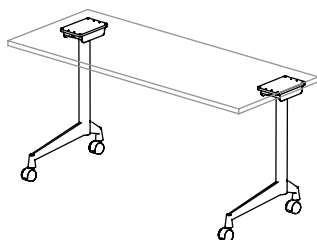


Rectangle

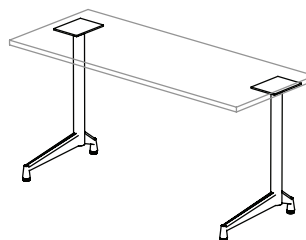
### BASE STYLES



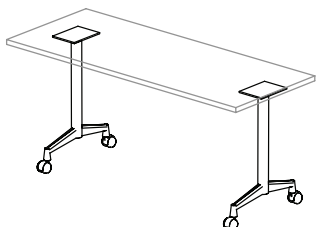
C Leg with Casters



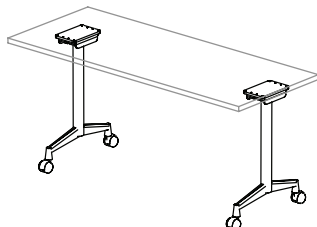
C Leg with Casters and Flip Top



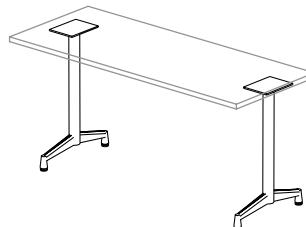
C Leg with Glides



T Leg with Casters



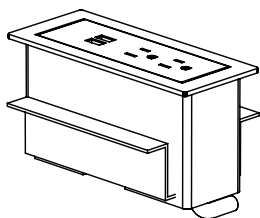
T Leg with Casters and Flip Top



T Leg with Glides

For vertical wire management, we recommend CordJacket™. Horizontal J channels can be added upon request at a small upcharge to the underside of the surface.

### POWER OPTIONS



Flush Mount Power

The Flush Mount Power Module offers a completely integrated single-piece cover, eliminating dust and debris catching in grooves.

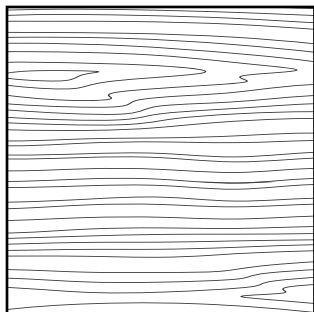
It has a single plug-in 120"L power cord with a UL Listing. This unit comes standard with a black bezel and black faceplate, with additional options in white and silver.

This unit is only available in one configuration, however it is available with two other mounting applications upon request.

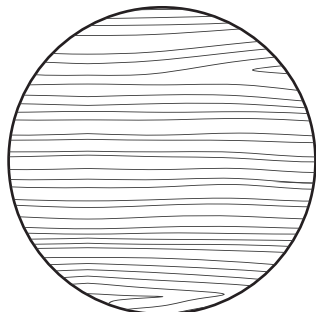
2 Power Outlets, 2 USB Dual Chargers

## Occasional Table Specifications

### TOP SHAPES

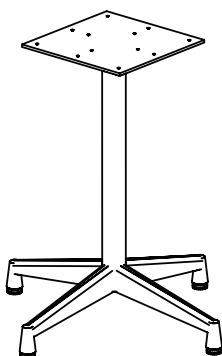


Square

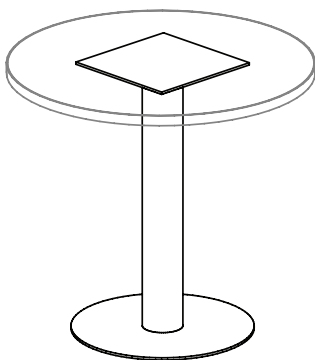


Round

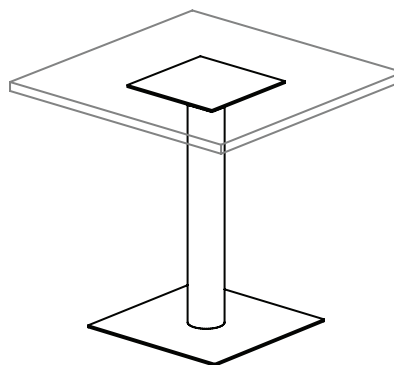
### BASE STYLES



X Base



Round Pedestal Base



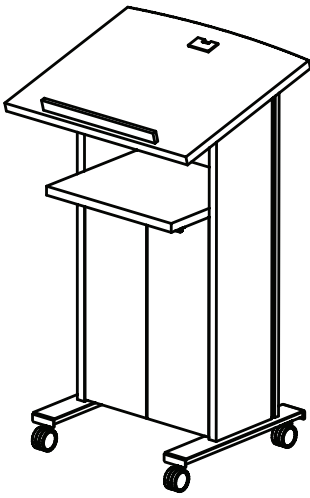
Square Pedestal Base



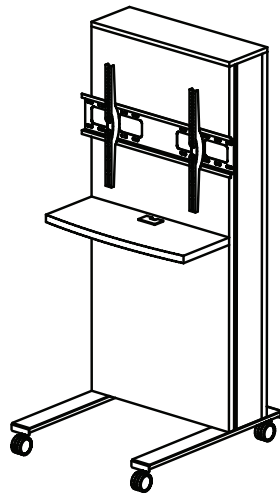
## Accessories Specifications

---

### ACCESSORIES



Mobile Lectern

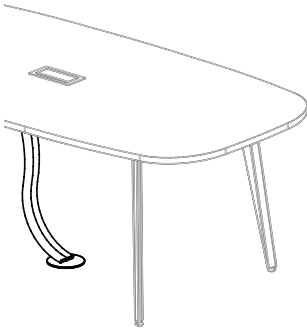


Mobile Media Cart

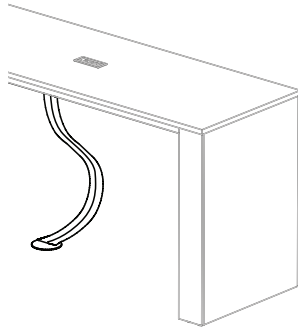
## Cordjacket Specifications

---

### CORDJACKET STYLES



Fixed Height CordJacket



36"H, 42"H CordJacket

## Edge Options

Edges will be finished to match the selected worksurface laminate.  
We currently carry 20+ Standard Laminate finishes and 4 Textured Laminate finishes.

*Learn more at [three-h.com/finishes](https://three-h.com/finishes)*

### Conference

Conference Tables are 1½" thick multisectional tops, meaning the grain will run across the depth of the surface. Bases are hollow and constructed of laminate allowing for wire routing from a floor power feed. The Deluxe and Medium Bases have a brushed aluminum trim at the very bottom of the base. Glides for leveling the table are provided with all bases.



3mm PVC

Available with two edge profiles: 3mm PVC and Double Knife Edge, the top edge is finished with 3mm PVC with a painted reverse bevel to complete the Knife Edge.

Within CET Designer, our symbols are shown with 3mm PVC Edge.



Double Knife Edge

### Occasional Tables, Training Tables, Highway Tables, Meeting Tables, Media Tables

All Tables are 1" thick, the grain will run down the length of the surface. Bases vary, please see the previous specifications section. Glides for leveling the table are provided with all bases.

Within CET Designer, our symbols are shown with 3mm PVC Edge.

Available with two edge profiles: 3mm PVC and Knife Edge, the top edge is finished with 3mm PVC with a painted reverse bevel to complete the Knife Edge.



3mm PVC



Knife Edge

### Accessories

Mobile Lecturns and Media Carts are available with 3mm PVC. The body of the Mobile Lecturn is laminate with a vertical aluminum decorative strip on the sides. The legs are painted silver on casters.

Within CET Designer, our symbols are shown with 3mm PVC Edge.



3mm PVC

## Power Specifications

These are the recommended applications by Three H, for additional options, please contact Three H Customer Service.

### DELUXE POWER MODULE

The Deluxe Power Module is double sided/ in-surface mounted. Each side has its own plug-in 120"L power feed with a UL Listing.

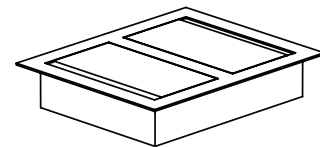
Technology may remain connected while lid is closed, concealing connections. This unit comes in matte black, matte white and silver.

Our standard configuration is: 4 Power Outlets, 2 USB Dual Chargers and 2 Open Ports, customizable configurations available upon request.

The Deluxe Power Access is available as a single center location or centered over each base within the Conference Table options.

When there are two or more units, we offer the power modules in a daisy-chain connection, allowing for one direct infeed location. This infeed location is concealed within one of the base supports.

Hardwire infeed is available upon request from Customer Service.




### POPOP POWER MODULE

The Popup Power Module provides flexible desktop power and data solutions. Retractable and durable construction, this unit is highly functional with a fluid, one touch door that remains open during use.

It has a single plug-in 120"L power feed with a UL Listing. This unit comes in matte black, matte white and silver.

Our standard configuration is: 2 Power Outlets, 1 USB Dual Charger and 1 Open Port, customizable configurations available upon request.

Hardwire infeed is available upon request from Customer Service.



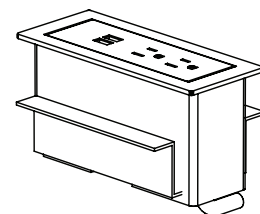
### FLUSH MOUNT POWER MODULE

The Flush Mount Power Module offers a completely integrated single-piece cover, eliminating dust and debris catching in grooves.

It has a single plug-in 120"L power cord with a UL Listing. This unit comes in matte black, matte white and silver.

This unit is only available in one configuration, however it is available with two other mounting applications upon request.

2 Power Outlets, 2 USB Dual Chargers



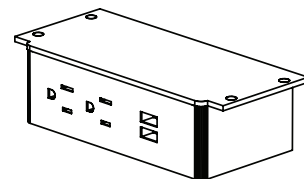
### UNDER SURFACE MOUNT POWER MODULE

The Under Surface Mount Power Module offers a completely integrated single-piece cover, eliminating dust and debris catching in grooves.

It has a single plug-in 72"L power cord with a UL Listing. This unit comes in matte black, matte white and silver.

This unit is only available in one configuration, however it is available with two other mounting applications upon request.

2 Power Outlets, 2 USB Dual Chargers



### CUSTOM POWER MODULES

If you would like to provide your own Custom Power Module for any of our tables, please contact Three H customer service of the cut out size and they will gladly assist with quoting your table.

## Wire Management

---

These are the recommended applications by Three H, for additional options, please contact Three H Customer Service.

### CONFERENCE

All three base variations available for the Conference tables include built in wire management.

**Deluxe Base / Medium Base:** Hinged access door on each rectangular panel base with horizontal J channels on the interior of the laminate stretcher connecting the rectangular bases.

**Narrow Base:** Hollow interior of the Narrow base with a cut out at the top of the leg allows for cables to be fed from the ground to the underside of the table top with horizontal J channel on the interior of the laminate stretcher connecting the laminate slab bases.

### MEETING

Some of the base options available for the Meeting tables have wire management built into the base, while others will require an additional vertical wire manager.

**Laminate, Slim:** Horizontal J channels are provided to attach to the underside of the table top, no built in vertical wire management, but we recommend CordJacket™, see [three-h.com/cordjacket](http://three-h.com/cordjacket)

**Laminate, Narrow:** Hollow interior of the Narrow base with a cut out at the top of the leg allows for cables to be fed from the ground to the underside of the table top with horizontal J channels on the interior of the laminate stretch connecting the laminate slab bases.

**Laminate, Medium with Frame Leg:** Hinged access door on the rectangular panel base with horizontal J channels on the interior of the laminate stretcher connecting to the frame leg.

**Metal, Y Frame:** Horizontal J channels are provided to attach to the underside of the table top, one built in vertical wire management located on one leg

**WorkShelf:** Horizontal J channels are included on the interior of the frame work supporting the top table, no built in vertical wire management, but we recommend CordJacket™, see [three-h.com/cordjacket](http://three-h.com/cordjacket)

### HIGHWAY

**Laminate, Medium:** Hinged access door on each rectangular panel base with horizontal J channels on the interior of the laminate stretcher connecting the rectangular bases.

### MEDIA TABLE

**Laminate Base:** Hollow interior of the Laminate Base with a cut out at the top of the leg allows for cables to be fed from the ground to the underside of the table top with horizontal J channels on the interior of the laminate stretcher connecting the rectangular bases.

The 71"H back offers two options to access the concealed wires, either an open back or an access door. Cables will be fed on the underside of the table to a grommet under the table in the back panel.


### TRAINING TABLE

For vertical wire management, we recommend CordJacket™. Horizontal J channels can be added upon request at a small upcharge to the underside of the surface.


## Seating Capacities

● = 27"W

## 42"D / 48"D CONFERENCE TABLES



120"L  
10 people



132"L  
10 people




144"L  
12 people



156"L  
12 people




168"L  
14 people




180"L  
14 people



192"L  
16 people




204"L  
16 people



216"L  
18 people



228"L  
18 people




240"L  
18 people

## 54"D / 60"D CONFERENCE TABLES



120"L  
12 people



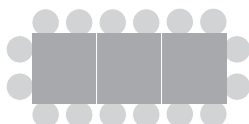
132"L  
12 people




144"L  
14 people




156"L  
14 people




168"L  
16 people



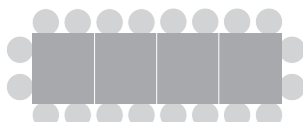
180"L  
16 people




192"L  
18 people




204"L  
18 people



216"L  
20 people



228"L  
20 people



240"L  
22 people

## Seating Capacities

● = 27"W

### 36"D / 42"D / 48"D MEETING TABLES

Applicable for MEETING Tables, Y MEETING Tables & Workshelf MEETING Tables



**84"L**  
6-8 people



**90"L**  
6-8 people



**96"L**  
6-8 people



**102"L**  
6-8 people



**108"L**  
6-8 people

### 30"D / 36"D / 42"D FRAME LEG MEETING TABLES



**84"L**  
5 people



**90"L**  
5 people



**96"L**  
7 people

### 42"D / 48"D MEDIA TABLES

Applicable for both top shapes



**60"L**  
5 people



**72"L**  
5 people



**84"L**  
7 people



**96"L**  
7 people



**108"L**  
7 people

### 54"D MEDIA TABLES

Applicable for both top shapes



**60"L**  
6 people



**72"L**  
6 people



**84"L**  
8 people



**96"L**  
8 people

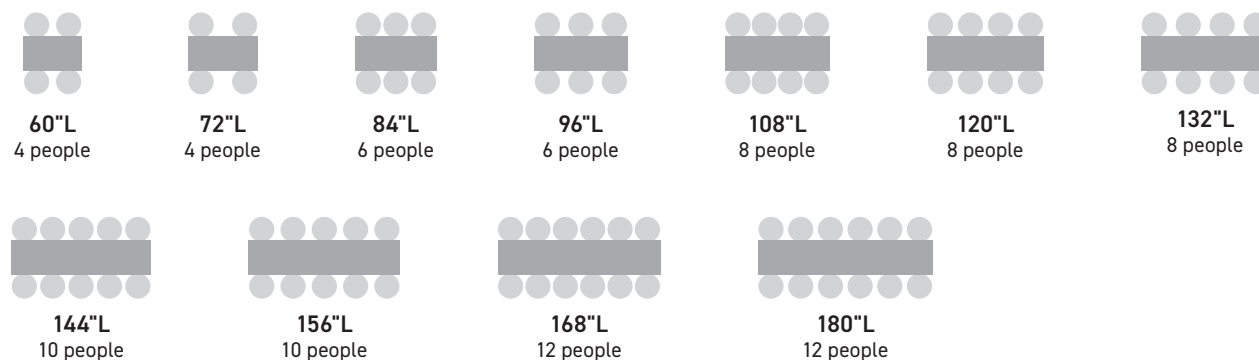


**108"L**  
10 people

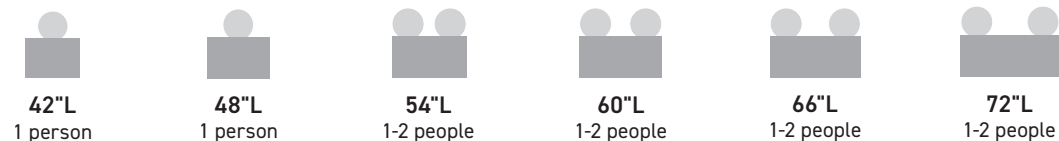
## Seating Capacities

● = 27"W

## 36"D / 42"D / 48"D HIGHWAY TABLES



## 30"D / 36"D / 42"D TRAINING TABLES



## 24"D / 30"D / 36"D / 42"D OCCASIONAL TABLES





**Three H Furniture Systems Limited**

156462 Clover Valley Rd.

New Liskeard, ON

Canada POJ 1P0

T. 1.800.767.5374

F. 1.888.484.5786

[customer.service@three-h.com](mailto:customer.service@three-h.com)

[www.three-h.com](http://www.three-h.com)

**Prices subject to change without notice**

Revision 1, September 2021

© 2021 Three H Furniture Systems Limited. All rights reserved.