

2021
October

Woodstock

SPECIFICATION GUIDE

three h

1. Information

Index	2
General Information	3
Limited Lifetime Warranty	4
Environmental Sustainability	5

2. Exploded View

Title Page	6
Exploded View	7

3. How To Use This Guide

Title Page	8
How To: Credenzas	9
How To: Worksurfaces	10
How To: Cushions & Platforms	11
How To: Stackers	12

4. Typicals

Title Page	13
Various Typicals	14-30

5. Three Bay Credenzas

Title Page	31
Elevated Base Credenzas	32
Elevated Base Credenza Samples	33
Plinth Base Credenzas	34
Plinth Base Credenza Samples	35

6. Four Bay Credenzas

Title Page	36
Elevated Base Credenzas	37
Elevated Base Credenza Samples	38
Plinth Base Credenzas	39
Plinth Base Credenza Samples	40

7. Five Bay Credenzas

Title Page	41
Elevated Base Credenzas	42
Elevated Base Credenza Samples	43
Plinth Base Credenzas	44
Plinth Base Credenza Samples	45

8. Double Bases

Title Page	46
Elevated Double Base	47
Plinth Double Base	48

9. Worksurfaces

Title Page	49
Run-Offs	50
Floating Run-Offs	51
Height Adjustables	52
Freestanding	53

10. Platform Cushions

Title Page	54
Platform Cushions	55

11. Storage Stackers

Title Page	56
Storage Stackers	57

12. Power Information

Title Page	58
Power Information	59

13. Credenza Base Options

Title Page	60
Credenza Base Options	61

14. Finishing Options

Title Page	62
Elevated Base Colors	63
Plinth Base Colors	64
Frames & Legs Colors	65-66
Sliding Door & Pull Colors	67
Grommet Positions & Colors	68
Modesty & Trough Info/ Colors	69
Woodstock Specific Colors	70
Instructions	71

Woodstock

Task functionality, while important in design, should not negate the creation of beautiful new furniture with an eye to personal relatability and desire. Without over-sizing or excess closed storage, new office furniture can be more approachable and warmer for more relaxed environments... as we expect and covet in residential furniture.

It is with these notions in mind that Mark Müller created Woodstock™. Simplicity in design belies a complexity in design execution. Solid wood legs have been crafted to meet a metal sleeve and framework in an original, modern approach. Detailing with thin profiles, visible cabinet seams and pull-less drawers were the starting point.

Echoing a time past, Woodstock reflects aspirations of a dynamic new time going forward.



As an Industrial Designer, Mark specializes in producing exceptional designs for the contract furniture market. His work is unique, award winning, and in many cases continues to be in constant production. Underlining each design is the idea that the product must last. The value it creates should be long lived and that each one is produced in an ethical way.

"The goal with Woodstock was to projects a simple, clean and smart environment that is not detached from nature. Materials like wood, natural finishes, and felted surfaces and components offer an organic connection with the natural world." - Mark Müller

Visit www.three-h.com for downloadable marketing material & images

Three H Furniture Systems Limited ('Three H') provides a limited lifetime warranty on all products sold to the original purchaser by a Three H authorized dealer. Three H warrants that its product will remain functional¹ for as long as the original purchaser owns the product. The obligation of Three H under this warranty is to repair or replace with a comparable product or component determined to be defective by Three H at no cost to the original purchaser, FOB purchaser's destination.

¹ Remain Functional refers to the products ability to fulfill its original purpose or function.

Updated November 2018

EXCEPTIONS TO THIS WARRANTY MAY INCLUDE:

- Three H provides a full warranty on our bullnose, wavecrest and prestige wood trim and finish for a period of 3 years after date of delivery. After 3 years, the warranty applies to the wood edge only. General wear and fading of the finish after a 3 year period is not considered a defect.
- Three H provides a full warranty on our Workshelf wood legs and finish for a period of 3 years after date of delivery. After 3 years, the warranty applies to the leg only. General wear and fading of the finish after a 3 year period is not considered a defect.
- Variation in laminate finish characteristic including color and texture is not considered a defect.
- All fabrics including tackboards, panels & cushions are warranted for a period of 5 years after date of delivery.
- All lighting products including bulbs, tubes, ballasts and LEDs do not carry a warranty.
- All power related products & components carry a **1 year** warranty.
- All electric height adjustable components carry a **5 year** warranty.
- Product & components which are not directly manufactured by Three H. In this case warranty is determined by what is offered from the manufacturer of the defective product or component.
- Product that is not sold by a Three H authorized dealer.
- Product that is not installed & maintained in accordance with Three H's guidelines & instructions.
- Product that is damaged by the end user due to misuse, accident, abuse, negligence or shipping.
- Incidental wear to product including scratches & dents occurring from everyday use.
- Product that has been altered or re-configured in any way prior to written approval by Three H.
- Product which has received excessive exposure to U.V rays, heat, water or harsh chemicals.
- Product that has been damaged due to re-installation without the assistance of an authorized Three H dealer or installer.
- Product that has been subject to conditions that exceed the BIFMA/ANSI standards applicable to that product.
- Product that is being used for rental purposes.
- Customers own material (COM) provided at the request of the user is not covered by the Three H warranty.

WARRANTY CLAIM PROCEDURE

- All warranty claims must be authorized by Three H prior to approval.
- Claims can be directed to Three H's warranty & replacement officer by contacting 1.800.767.5374 or by emailing claims@three-h.com.
- Claims must include original order number, as well as a description of return request.
- Three H reserves the right to investigate any of the above mentioned exceptions, request digital photos of the product in question, as well as proof of original ownership prior to warranty approval.

THIS WARRANTY LIABILITY IS LIMITED TO THE REPLACEMENT OF PRODUCT. THREE H WILL NOT BE HELD LIABLE FOR ANY PERSONAL OR PROPERTY DAMAGE AS WELL AS ANY CONSEQUENTIAL OR INCIDENTAL DAMAGE. THIS WARRANTY EFFECTIVE JANUARY 2017 SUPERSEDES ALL PREVIOUS WARRANTIES OFFERED BY THREE H FURNITURE SYSTEMS LIMITED.

CARE & MAINTENANCE

- Three H laminates can be easily cleaned with warm water and mild soaps. Do not use cleansers which contain abrasives, acids or alkalis.
- Cleaners such as Lysol™ Brand Clean & Fresh Multi-Surface Cleaner, Lysol™ Disinfectant Spray, Clorox™ Disinfecting Wipes, Clorox™ Everest, etc.* can be safely used on melamine laminates to protect against COVID 19.
- *Products containing Quaternary Ammonium are recommended for melamine surfaces
- *Full EPA List N available at: <https://bit.ly/2UEQOUc>

SCS Indoor Advantage Gold - Indoor Air Quality

Three H casegoods and MultiStations OS system products meet LEED requirements for EQ Credit: Low-Emitting Materials, Furniture.

RECYCLED CONTENT

Made in North America using materials containing high levels of recycled content (including the main component - laminated CARB compliant commercial grade particleboard), which contributes to LEED credits.

CONSTRUCTION WASTE MANAGEMENT

Component packaging materials consist largely of high recycled content cardboard and re-used wood pallets both of which are easily divertable from landfill and contribute to recycling and reuse programs.

DAYLIGHT AND VIEWS

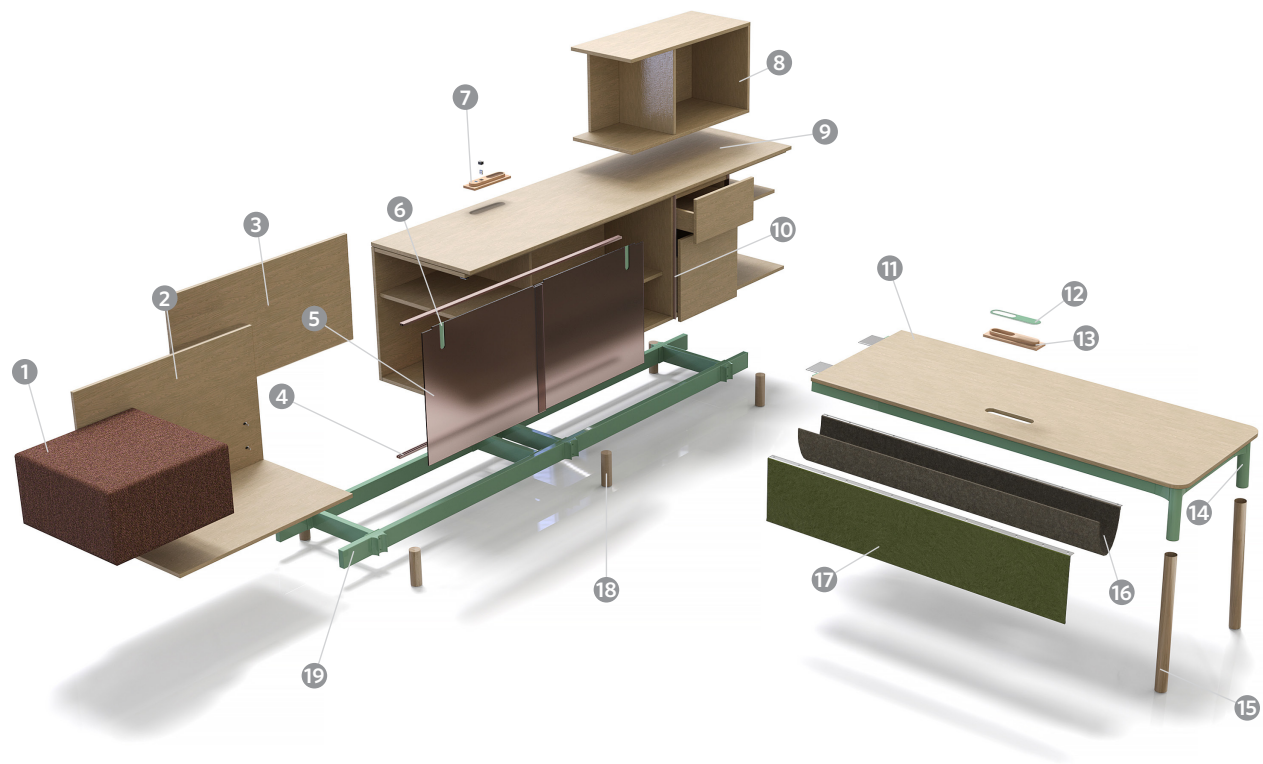
A broad range of product sizing, custom specifiable components and the integration of glass panels accommodates low profile workstation layout and designs.

RESOURCE REUSE - FURNITURE AND FURNISHINGS

Easily expandable, reconfigurable and durable, Three H casegoods and MultiStations OS system products can be re-purposed to serve a broad range of applications throughout its useful life and contribute to Resource Reuse in future projects. The quality of components, simplicity of design, and enhanced reconfigurability combine to make Three H Furniture Systems a valuable, sustainable solution for the office today and tomorrow.

Woodstock

Exploded View



① Cushion

② Cushion Platform

③ Gusset

④ Sliding Door Track

⑤ Sliding Doors

⑥ Door Pulls

⑦ USB Grommet

⑧ Storage Stacker

⑨ Credenza

⑩ Credenza Storage Pull

⑪ Worksurfaces

⑫ Grommet Metal Face Plate

⑬ Passthrough Grommet

⑭ Worksurface Frame

⑮ Worksurface Legs

⑯ Wire Trough

⑰ Felt Modesty

⑱ Credenza Legs

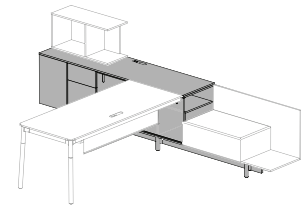
⑲ Elevated Metal Base

Woodstock

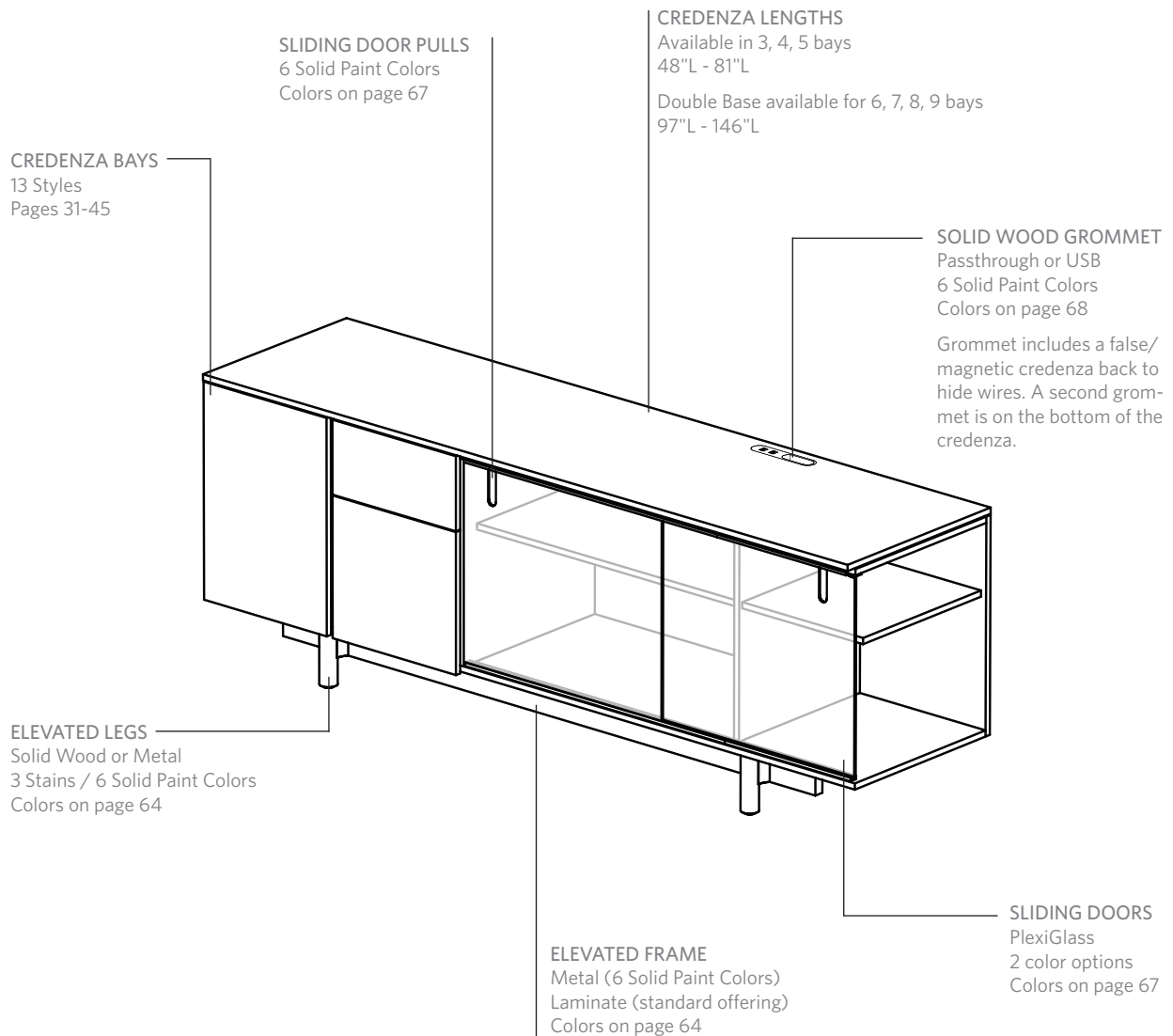
How To Use This Guide

1 Credenza Selection

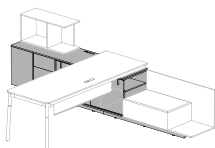
First, select the credenza to fit your space requirements. The image below explains all of the possible options and where to get more details.



Elevated Credenza



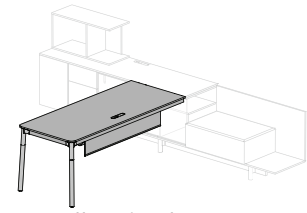
Other Credenza Base Options



Plinth Base Credenza
Page 63

2 Worksurface Selection

Second, select your worksurface style and options.
Depending on your Credenza Selection, your Worksurface Selections will be limited.



Run Off Worksurface

WORKSURFACES
5 Styles
Styles on pages 49-54
Surface Finishes on page 70

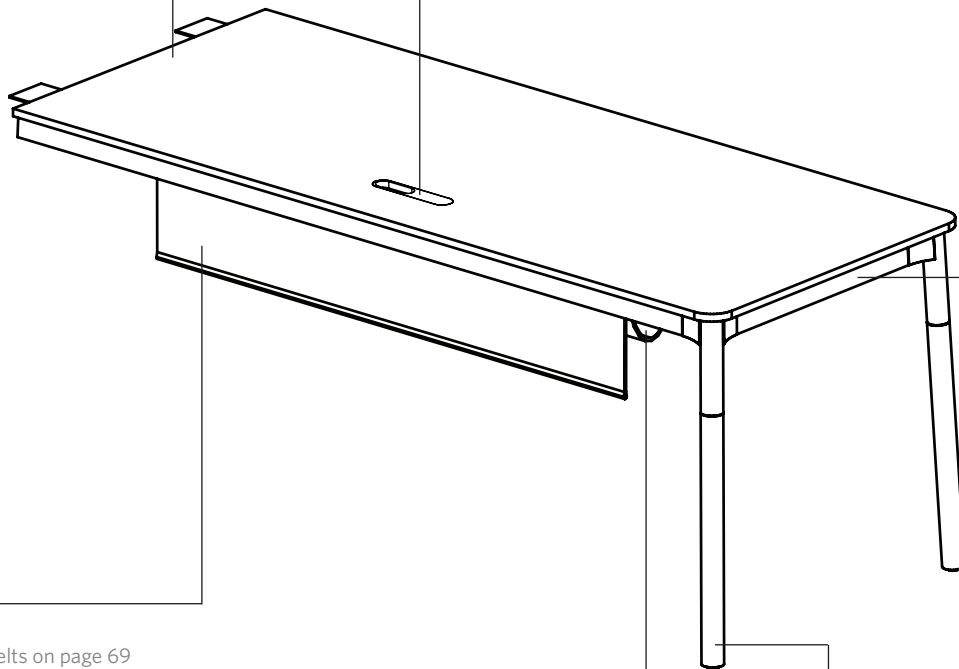
SOLID WOOD GROMMET
Passthrough or USB
6 Solid Paint Colors
Colors on page 68

METAL FRAME
6 Solid Paint Colors
Colors on page 66

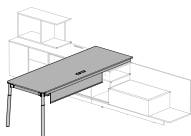
MODESTY
2 Heights
Natural Wool Felts on page 69

WIRE TROUGH
1 Color
Natural Wool Felts on page 69

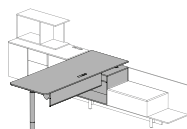
LEGS
Solid Wood or Metal
3 Stains / 6 Solid Paint Colors
Colors on page 66



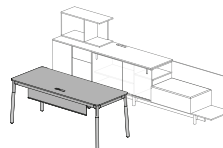
Other Worksurface Options



Floating Run Off
Page 51



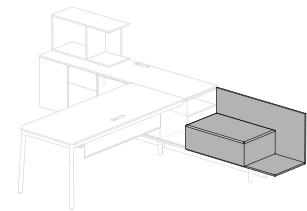
Height Adjustable
Page 52



Freestanding
Page 53

3 Cushion & Platform Selection *(optional)*

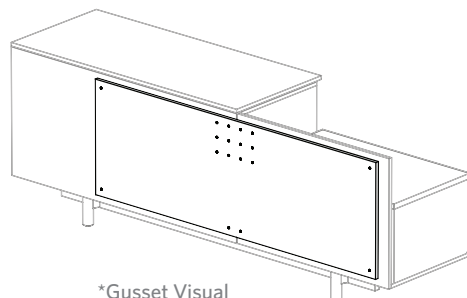
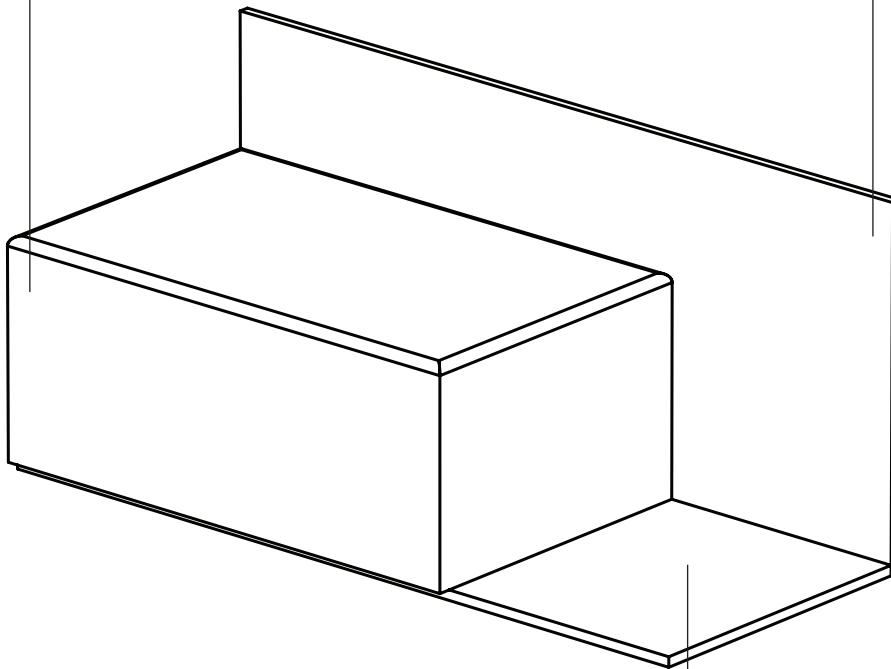
Third, if applicable, select your platform and cushion. The standard seat height is 17" with either base style. Spaces on the platform are not required.



Cushion & Platform

CUSHION
20"L / 32"L
11"H for Elevated Base
14"H for Plinth Base
See Upholstery Fabrics at
three-h.com/fabrics.html

PLATFORM
32"L / 48"L
Surface Finishes on page 70



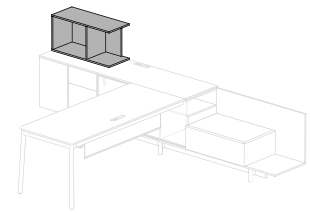
*Gusset Visual

A 1" thick gusset attaches the Platform to a Credenza or a Height Adjustable Worksurface.

The Platform must sit on a base: elevated or plinth.

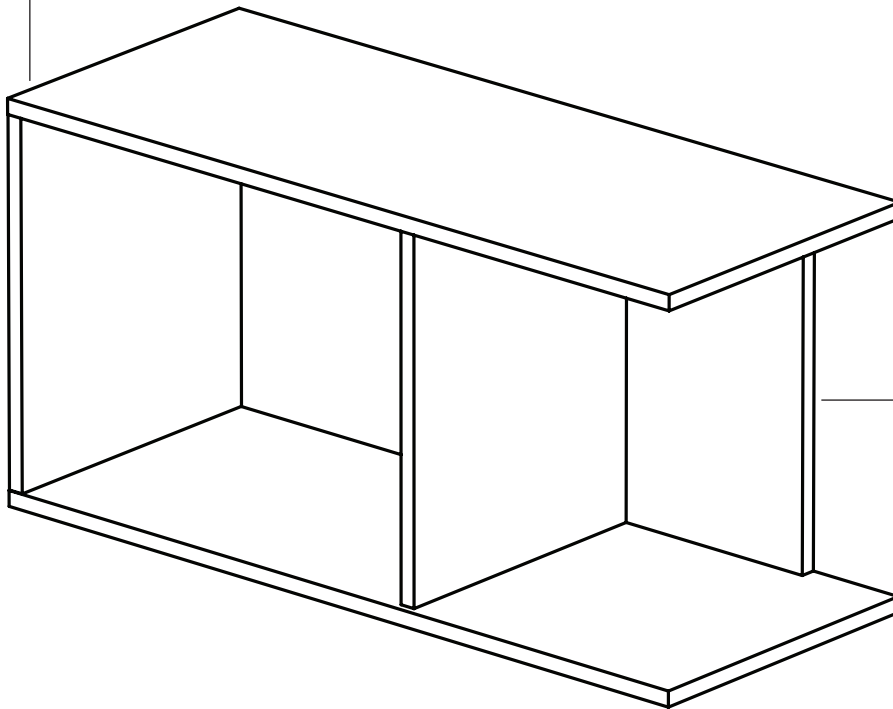
4 Storage Stacker Selection *(optional)*

Fourth, select a storage stacker for the top of the credenza.
Doors are available with taller storage stackers.



Storage Stacker

STACKER
3 Lengths / 3 Heights
Surface Finishes on page 70

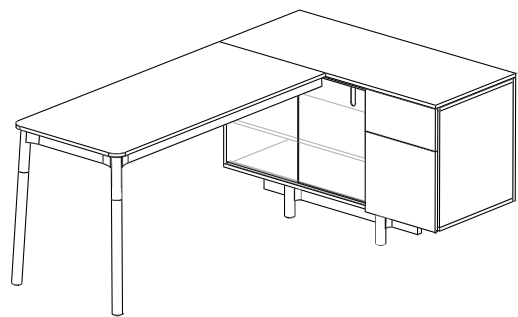


CONFIGURATIONS
17 Styles
Styles on page 58

Woodstock

Typicals

425487



ITEM

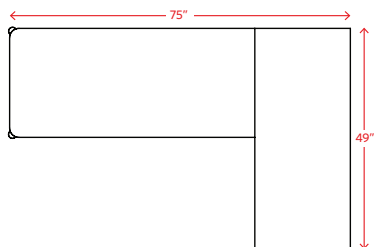
L x D x H

3 Bay Elevated Base Credenza
Low Wide Shelf / Box File / Two 16" Sliding Doors

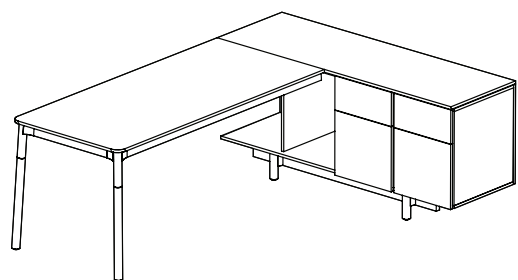
48 x 21 x 29

Run-Off Worksurface

54 x 24 x 29



425496



ITEM


L x D x H

4 Bay Elevated Base Credenza
Floating Shelf / Open / Box File / Box File

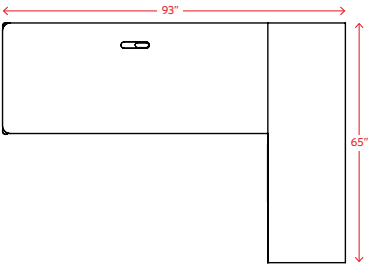
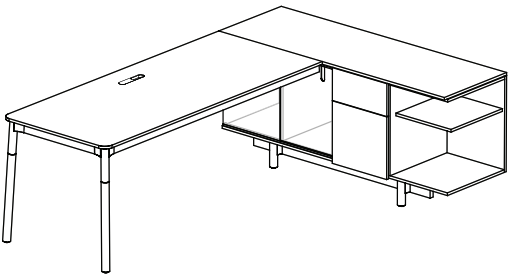
65 x 21 x 29

Run-Off Worksurface

66 x 30 x 29

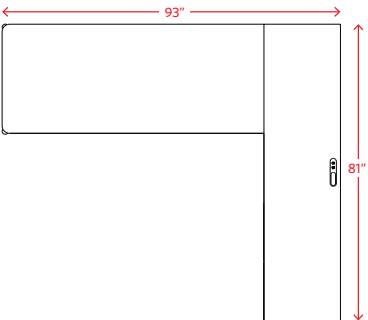
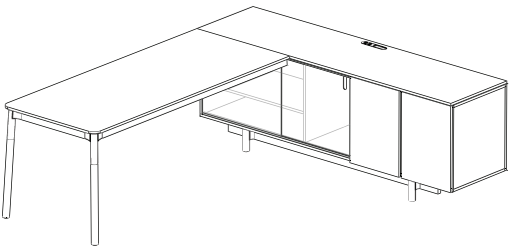


425499



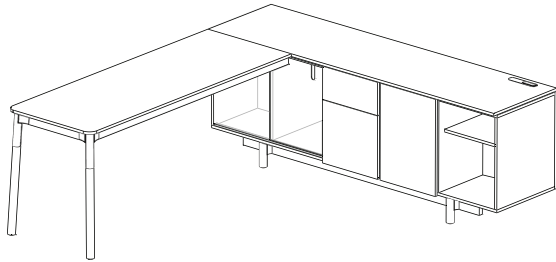
ITEM	L x D x H
4 Bay Elevated Base Credenza Floating Shelf / Open / Box File / Floating Shelf	65 x 21 x 29
Run-Off Worksurface Grommet	72 x 30 x 29

425518



ITEM	L x D x H
5 Bay Elevated Base Credenza Wide Low Shelf / Open + Wire Trough / Door / Door / Two 25" Doors / USB Grommet	81 x 21 x 29
Run-Off Worksurface	72 x 30 x 29

425510



ITEM

L x D x H

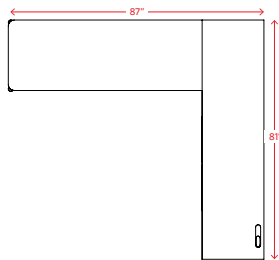
5 Bay Elevated Base Credenza

Open / Open / Box File / Door/ High Shelf + Wire Trough /
Two 16" Doors / Grommet

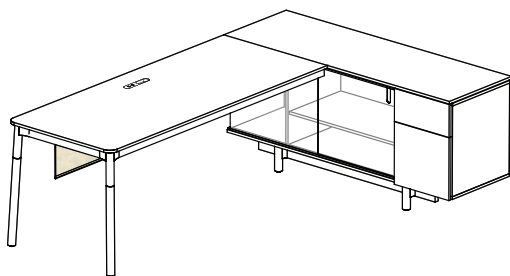
81 x 21 x 29

Run-Off Worksurface

66 x 24 x 29



425498



ITEM

L x D x H

4 Bay Elevated Base Credenza

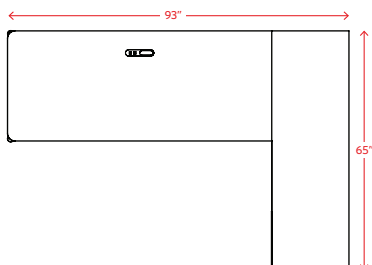
Floating Shelf / Wide Low Shelf / Box File / Two 25"L Doors

65 x 21 x 29

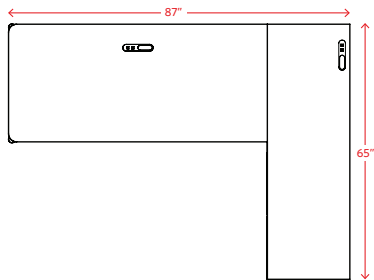
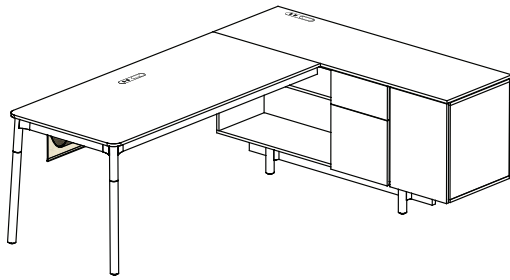
Run-Off Worksurface

16"H Modesty / Wire Trough / USB Grommet

72 x 30 x 29



425497



ITEM

L x D x H

4 Bay Elevated Base Credenza

Wide High Shelf + Wire Trough / Box File / Door / USB Grommet

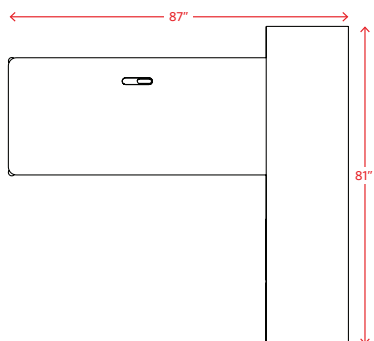
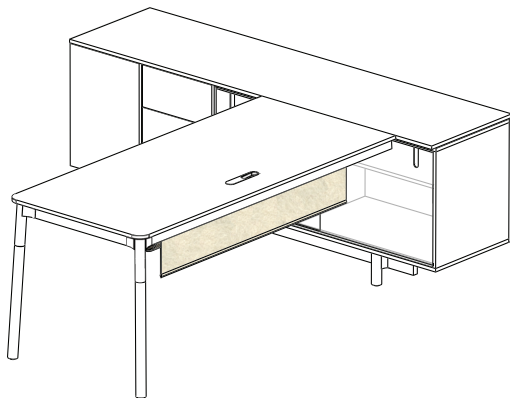
65 x 21 x 29

Run-Off Worksurface

USB Grommet / 10.5" Modesty / Wire Trough

66 x 30 x 29

425511



ITEM

L x D x H

5 Bay Elevated Base Credenza

Wide High Shelf / Open / Box File / Door / Two 25" Doors

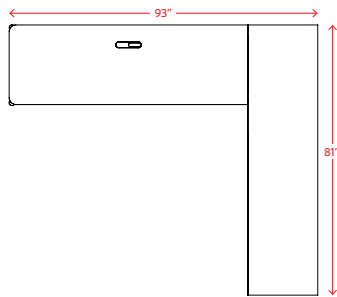
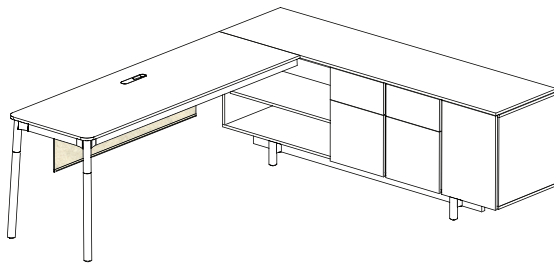
81 x 21 x 29

Run-Off Worksurface

Grommet / 10.5"H Modesty / Wire Trough

66 x 30 x 29

425516



ITEM

L x D x H

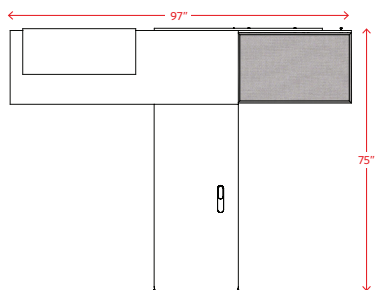
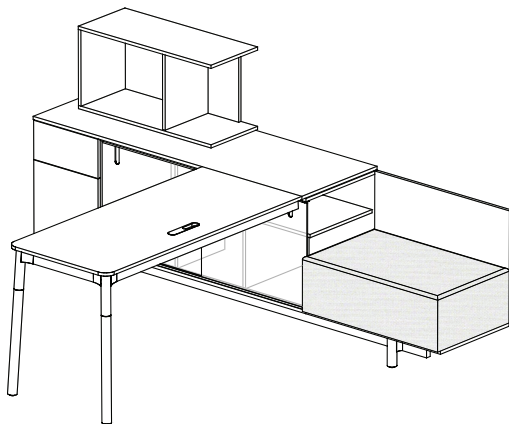
5 Bay Elevated Base Credenza
Wide Low Shelf / Box File / Box File / Door

81 x 21 x 29

Run-Off Worksurface
Grommet / 16"H Modesty / Wire Trough

72 x 24 x 29

419306



ITEM

L x D x H

4 Bay Elevated Base Credenza
Box File / Open / High Shelf / Floating Shelf / Two 25" Doors

65 x 21 x 26

Cushion Platform
L Shape

32 x 21 x 22

Cushion
Grade 2 Fabric

32 x 20 x 11

Run-Off Worksurface
Passthrough Grommet

54 x 24 x 29

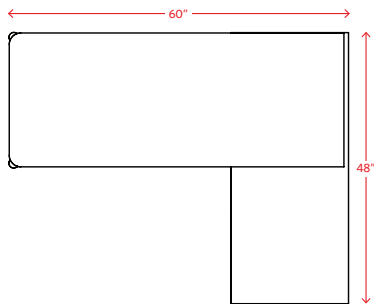
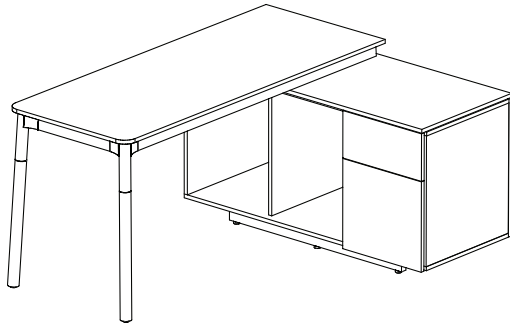
Storage Stacker

32 x 13 x 16

Cushion Platform Gusset

48 x 01 x 20

425494



ITEM

L x D x H

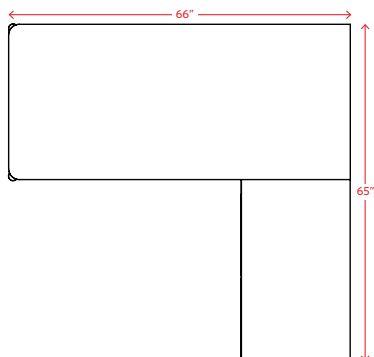
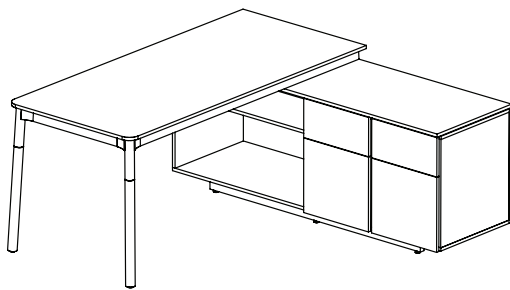
3 Bay Plinth Base Credenza
Open / Open / Box File

48 x 21 x 29

Floating Run-Off Worksurface

60 x 24 x 29

425505



ITEM

L x D x H

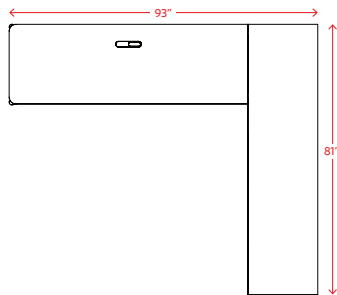
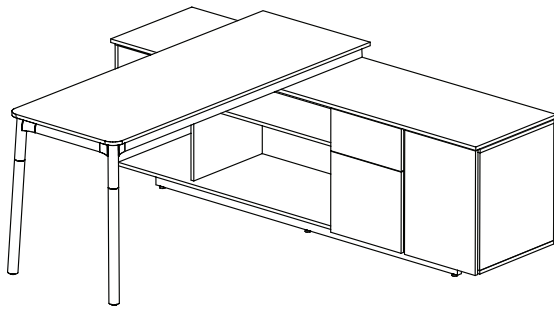
4 Bay Plinth Base Credenza
Wide High Shelf / Box File / Box File

65 x 21 x 26

Floating Run-Off Worksurface

66 x 30 x 29

425521



ITEM

L x D x H

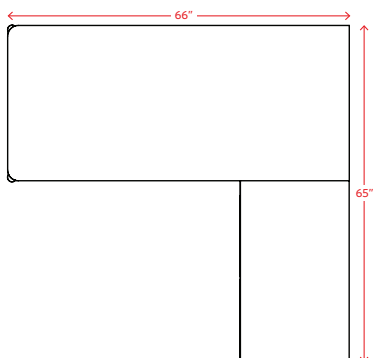
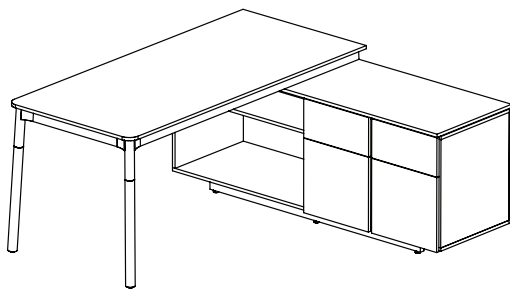
5 Bay Plinth Base Credenza
Open / Wide High Shelf / Box File / Door

81 x 21 x 26

Floating Run-Off Worksurface

66 x 24 x 29

425503



ITEM

L x D x H

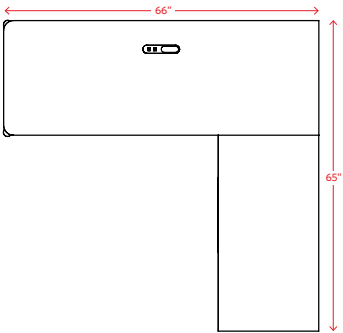
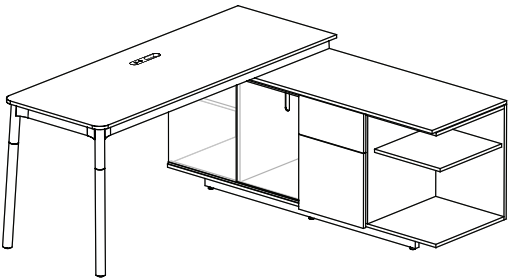
4 Bay Plinth Base Credenza
Wide High Shelf / Box File / Box File

65 x 21 x 26

Floating Run-Off Worksurface
Grommet

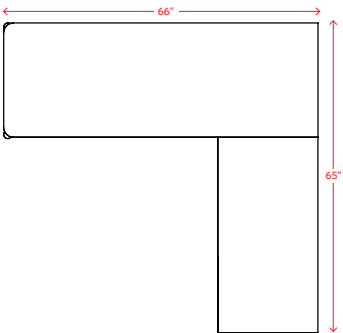
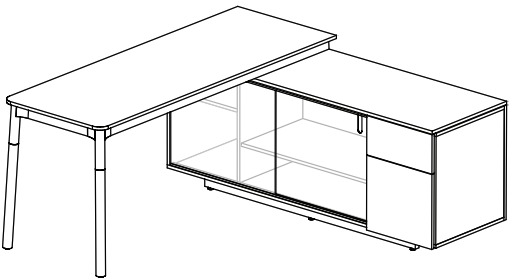
66 x 30 x 29

425500



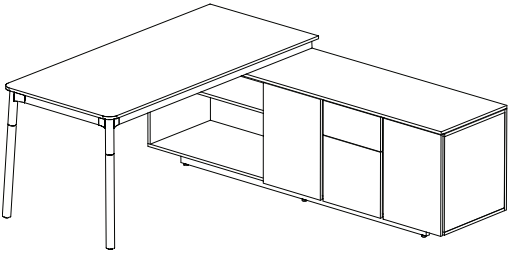
ITEM	L x D x H
4 Bay Plinth Base Credenza Floating Shelf / Open / Box File / Floating Shelf / Two 16"L Doors	65 x 21 x 26
Floating Run-Off Worksurface USB Grommet	66 x 24 x 29

425504

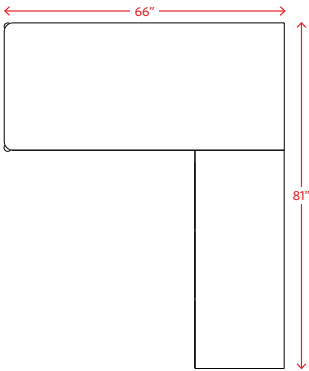


ITEM	L x D x H
4 Bay Plinth Base Credenza Floating Shelf / Wide Low Shelf / Box File / Two 25"L Doors	65 x 21 x 26
Floating Run-Off Worksurface USB Grommet	66 x 24 x 29

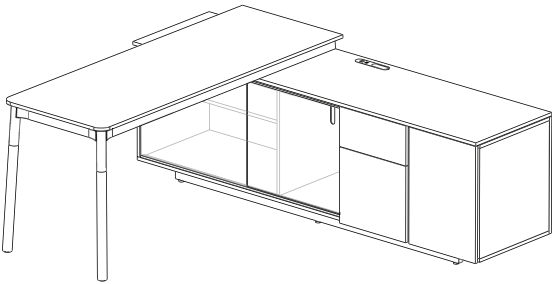
425522



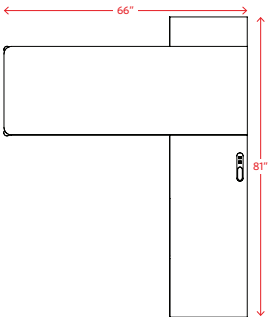
ITEM	L x D x H
5 Bay Plinth Base Credenza Wide High Shelf / Door / Box File / Door	81 x 21 x 26
Floating Run-Off Worksurface	66 x 30 x 29



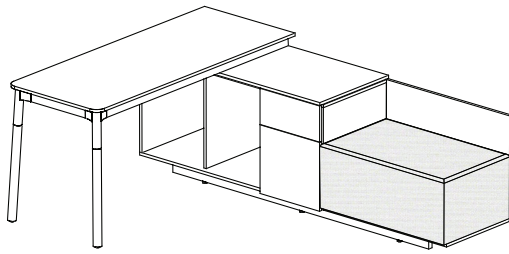
425530



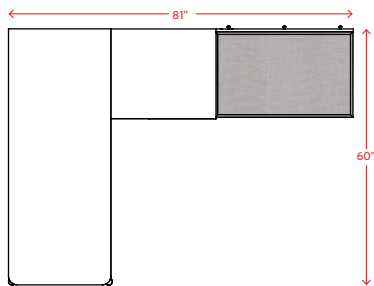
ITEM	L x D x H
5 Bay Plinth Base Credenza Wide High Shelf / Open + Wire Trough / Box File / Door / USB Grommet	81 x 21 x 26
Floating Run-Off Worksurface	66 x 24 x 29



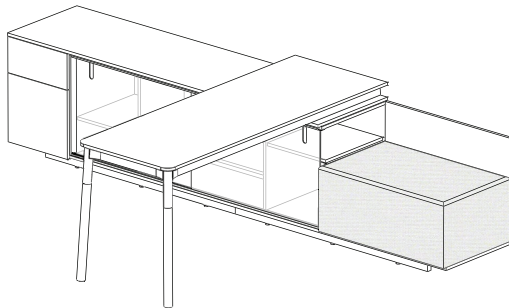
425495



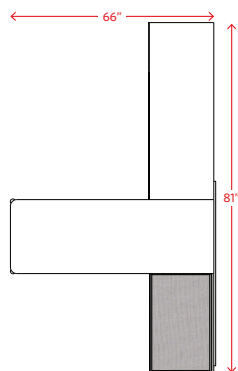
ITEM	L x D x H
3 Bay Plinth Base Credenza Open / Open / Box File	48 x 21 x 26
Cushion Platform + 32"L Cushion	32 x 21 x 26
Floating Run-Off Worksurface	60 x 24 x 29



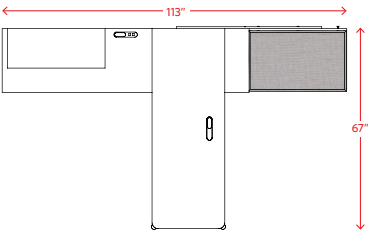
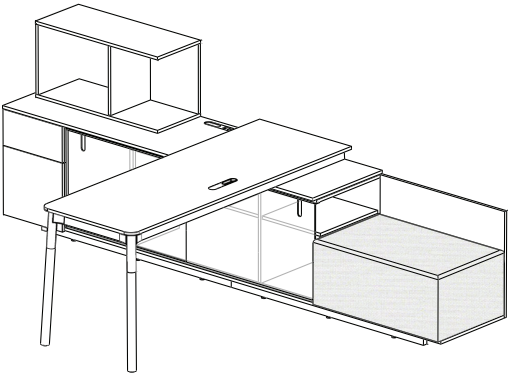
425532



ITEM	L x D x H
5 Bay Plinth Base Credenza Floating Shelf / Wide Low Shelf / Low Shelf / Box File	81 x 21 x 23
Cushion Platform + 32" Cushion	32 x 21 x 22
Floating Run-Off Worksurface	66 x 24 x 29

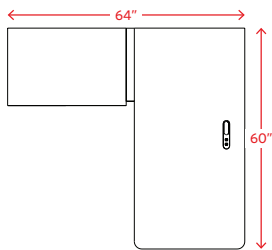
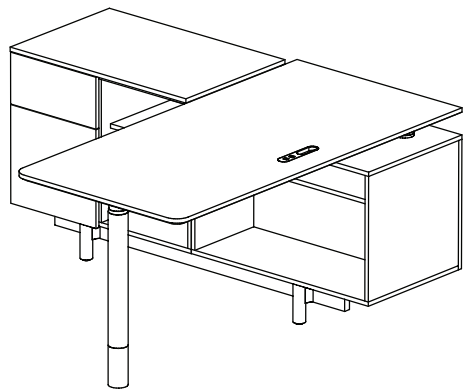


419307



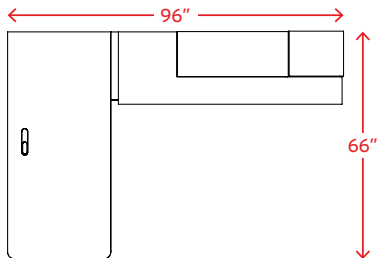
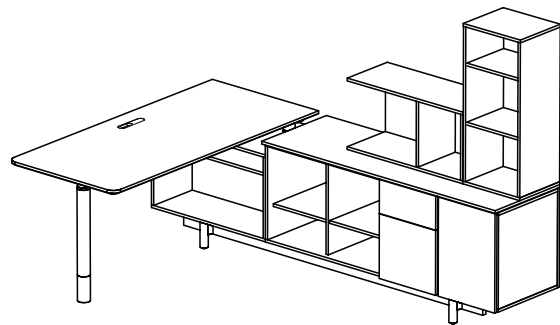
ITEM	L x D x H
5 Bay Plinth Base Credenza Box File / Open / High Wide Shelf + Wire Pass / Floating Shelf / Two 35" Doors	81 x 21 x 23
Cushion Platform L Shape	32 x 21 x 22
Cushion Grade 2 Fabric	32 x 20 x 14
Floating Run-Off Worksurface Passthrough Grommet	66 x 24 x 29
Storage Stacker	32 x 13 x 16
Cushion Platform Gusset	48 x 01 x 20

430440



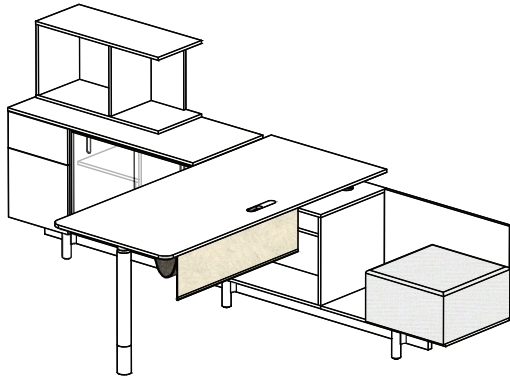
ITEM	L x D x H
2 Bay Elevated Base Credenza Box File / High Shelf	32 x 21 x 23
Height Adjustable Worksurface + USB Grommet	60 x 30 x 29

430442

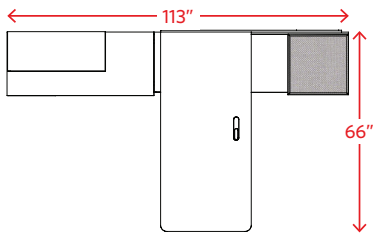


ITEM	L x D x H
4 Bay Elevated Base Credenza Low Shelf / Low Shelf / Box File / Door	65 x 21 x 23
Height Adjustable Worksurface + Grommet	66 x 30 x 29
Stacker 2 Shelves	16 x 13 x 36
Stacker No upright left	32 x 13 x 16

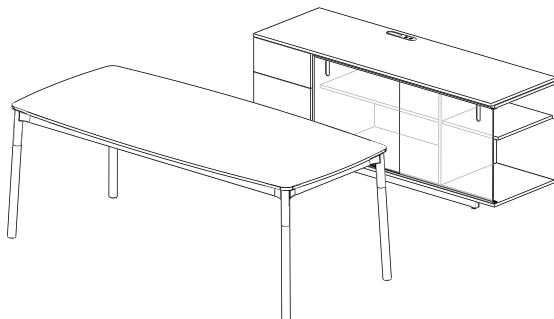
430441



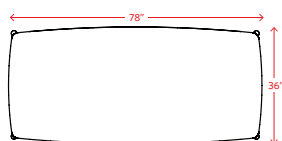
ITEM	L x D x H
3 Bay Elevated Base Credenza Box File / High Shelf / Low Shelf / Two 16" Doors	48 x 21 x 23
Height Adjustable Worksurface + USB Grommet + 10" Modesty / Trough	66 x 30 x 29
Cushion Platform + 20" Cushion	32 x 21 x 22
Stacker Inset Back	32 x 13 x 16



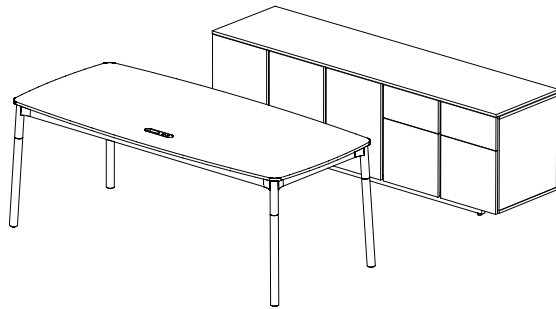
425508



ITEM	L x D x H
4 Bay Plinth Base Credenza Floating Shelf / Wide Low Shelf / Box File / Two 25" Doors	65 x 21 x 26
Freestanding Arc Double Worksurface	78 x 36 x 29



425537



ITEM

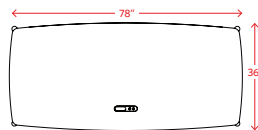
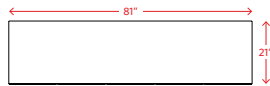
L x D x H

5 Bay Plinth Base Credenza
Door / Door / Door / Box File / Box File

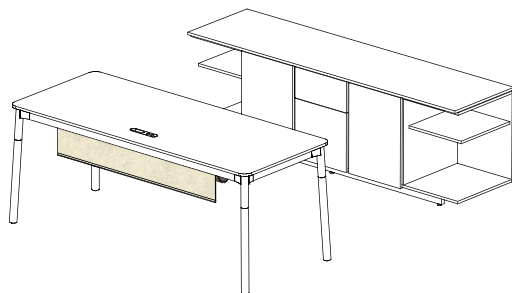
81 x 21 x 26

Freestanding Arc Double Worksurface
USB Grommet

78 x 36 x 29



425538



ITEM

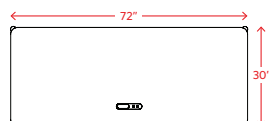
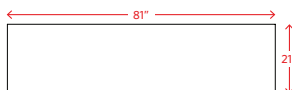
L x D x H

5 Bay Plinth Base Credenza
Floating Shelf / Door / Box File / Door / Floating Shelf

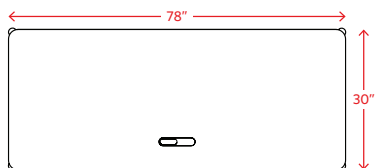
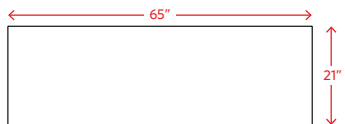
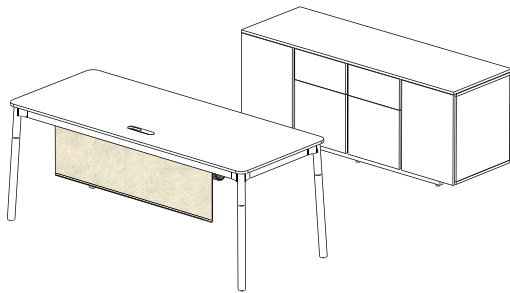
81 x 21 x 26

Freestanding Rectangular Worksurface
10.5"H Modesty / Wire Trough / USB Grommet

72 x 30 x 29



425509



ITEM

L x D x H

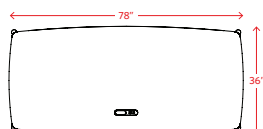
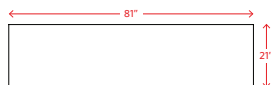
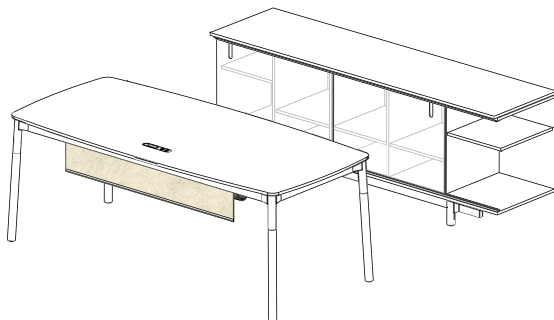
4 Bay Plinth Base Credenza
Door / Box File / Box File / Door

65 x 21 x 26

Freestanding Rectangular Worksurface
Grommet / 16"H Modesty / Wire Trough

78 x 30 x 29

425535



ITEM

L x D x H

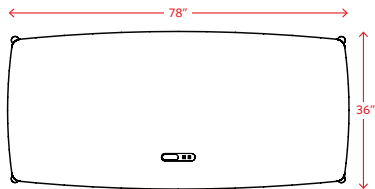
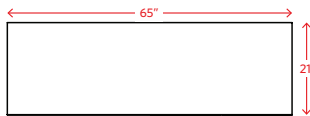
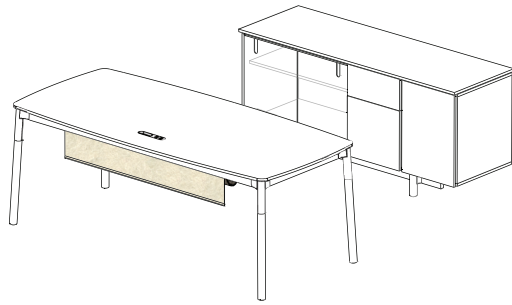
5 Bay Elevated Base Credenza
Floating Shelf / Low Shelf / Low Shelf / Low Shelf / Floating Shelf / Two 35" Doors

81 x 21 x 29

Freestanding Arc Double Worksurface
10.5"H Modesty / Wire Trough / USB Grommet

78 x 36 x 29

425507



ITEM

L x D x H

4 Bay Elevated Base Credenza

Wide High Shelf / Box File / Door / Two 16"L Doors

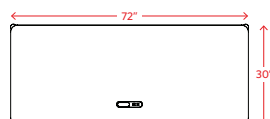
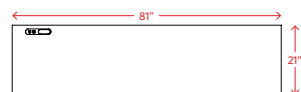
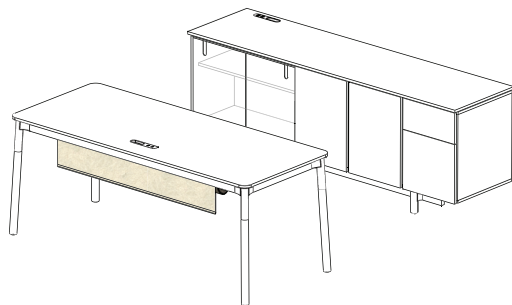
65 x 21 x 29

Freestanding Arc Double Worksurface

USB Grommet / 10.5"H Modesty / Wire Trough

78 x 36 x 29

425536



ITEM

L x D x H

5 Bay Elevated Base Credenza

Wide High Shelf + Wire Trough / Door / Door / Box File / Two 16" Doors / USB Grommet

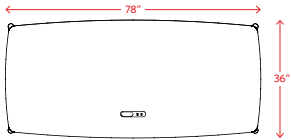
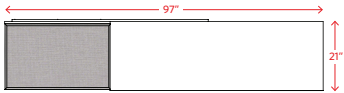
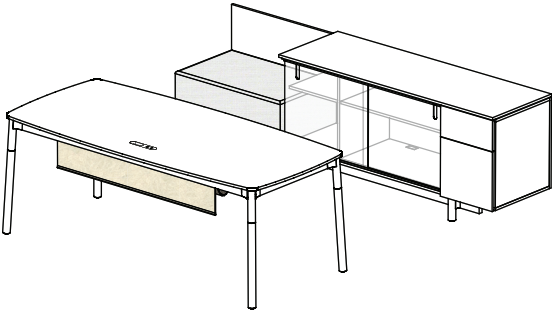
81 x 21 x 29

Freestanding Rectangular Worksurface

10.5"H Modesty / Wire Trough / USB Grommet

78 x 36 x 29

425506



ITEM	L x D x H
4 Bay Elevated Base Credenza Floating Shelf / Wide High Shelf / Box File / Two 25" Doors	65 x 21 x 23
Cushion Platform + 32"L Cushion	32 x 21 x 22
Freestanding Arc Double Worksurface USB Grommet / 10.5"H Modesty / Wire Trough	78 x 36 x 29

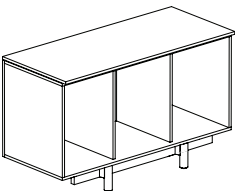
Woodstock

48"L Three Bay Credenzas

Elevated & Plinth Styles

3 Bay Credenza / 48"

29"H Elevated Base



RULES & NOTES

Floating Shelf
Only available on the outer bays

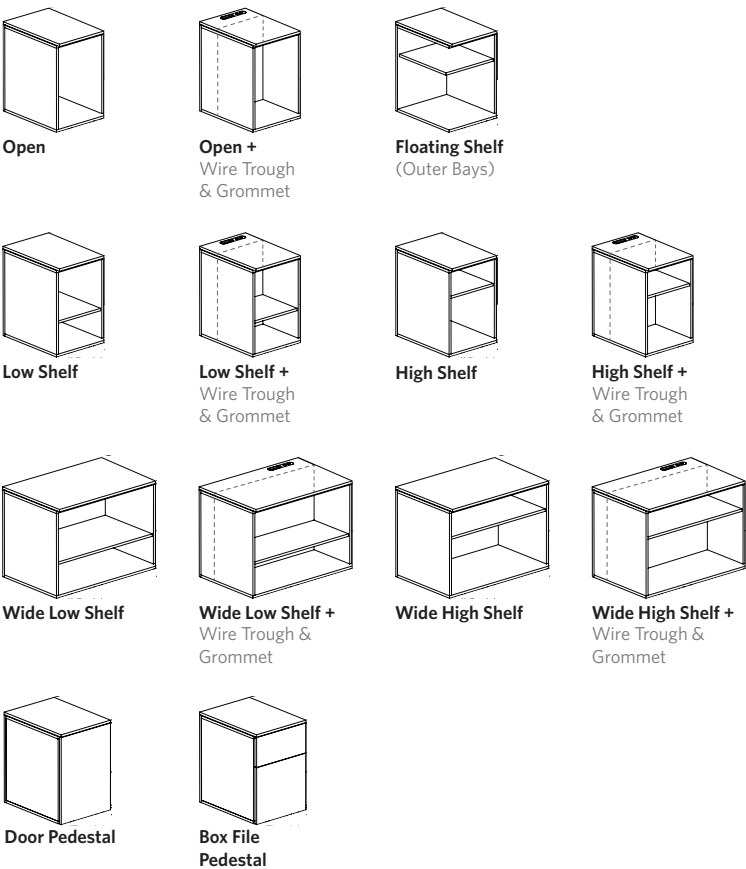
Wide Shelf
Requires 2 bays

Door
Hinged left or right

Wire Trough
A grommet & magnetic wire trough covers are included. The wire trough covers are accessible from the front of the credenza. Wire Trough= 6"D

Sliding Doors
A Pedestal or the end of the credenza is required at the start and end of a sliding door track.

Bay Options

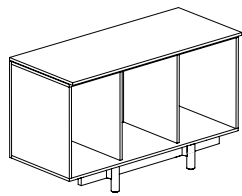


Configure Your Own Credenza

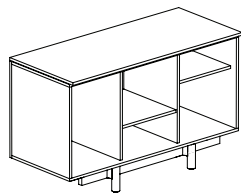
BAY 1 STORAGE OPTIONS			BAY 2 STORAGE OPTIONS			BAY 3 STORAGE OPTIONS		
Standard Open Low Shelf High Shelf Floating Shelf Wide Low Shelf Wide High Shelf Door Pedestal Box File Pedstal			Standard Open Low Shelf High Shelf Wide Low Shelf Wide High Shelf Door Pedestal Box File Pedstal			Standard Open Low Shelf High Shelf Floating Shelf Wide Low Shelf Wide High Shelf Door Pedestal Box File Pedstal		
Standard + Wire Trough & Grommet Open Low Shelf High Shelf Wide Low Shelf Wide High Shelf			Standard + Wire Trough & Grommet Open Low Shelf High Shelf Wide Low Shelf Wide High Shelf			Standard + Wire Trough & Grommet Open Low Shelf High Shelf Wide Low Shelf Wide High Shelf		

Sample Configurations

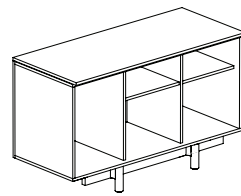
Open Faced



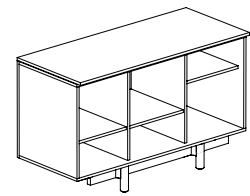
Open | Open | Open



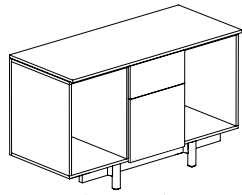
Open | Low Shelf | High Shelf



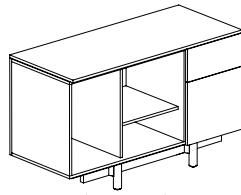
Open | High Shelf | High Shelf



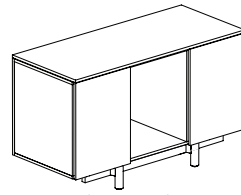
Low Shelf | Low Shelf | High Shelf



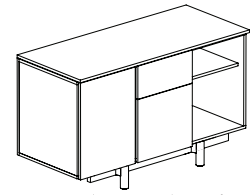
Open | Box File Ped. | Open



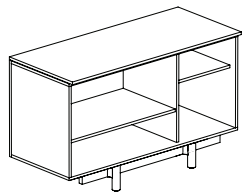
Open | Low Shelf | Box File Ped.



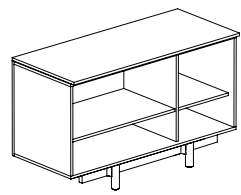
Door Ped. | Open | Door Ped.



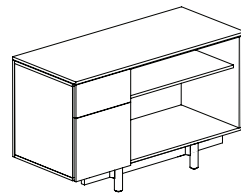
Door Ped. | Box File Ped. | High Shelf



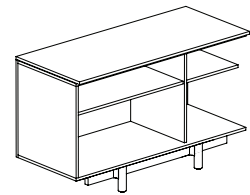
Low Wide Shelf | High Shelf



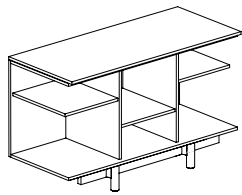
Low Wide Shelf | Low Shelf



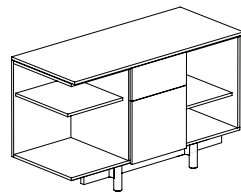
Box File Ped. | High Wide Shelf



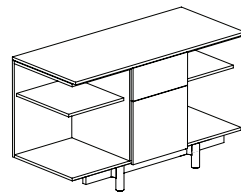
High Wide Shelf | Floating Shelf



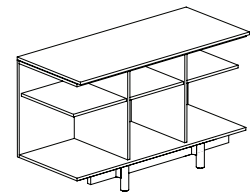
Floating Shelf | Low Shelf | Floating Shelf



Floating Shelf | Box File Ped. | Low Shelf

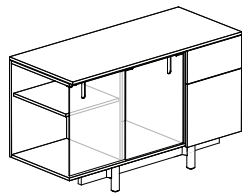


Floating Shelf | Box File Ped. | Floating Shelf

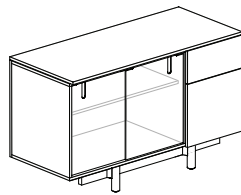


Floating Shelf | High Shelf | Floating Shelf

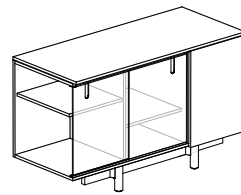
Two 16" Sliding Doors



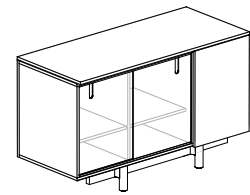
Floating Shelf | Open | Box File Ped.



High Wide Shelf | Box File Ped.

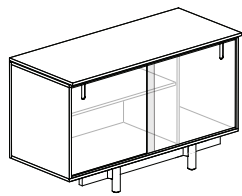


Floating Shelf | Low Shelf | Door Ped.

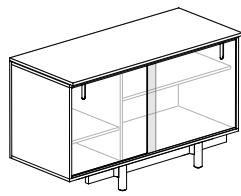


Low Shelf | Low Shelf | Door Ped.

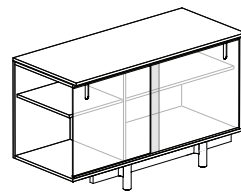
Two 25" Sliding Doors



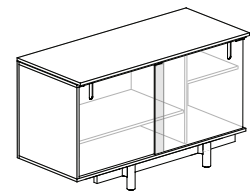
High Wide Shelf | Open



Low Shelf | High Wide Shelf



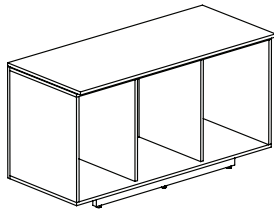
Floating Shelf | High Wide Shelf



Low Wide Shelf | Floating Shelf

3 Bay Credenza / 48"

26"H Plinth Base

**Floating Shelf**

Only available on the outer bays

Wide Shelf

Requires 2 bays

Door

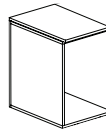
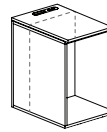
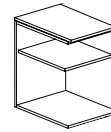
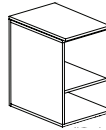
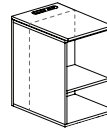
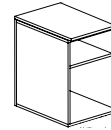
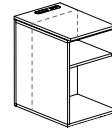
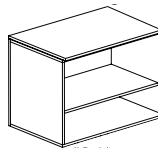
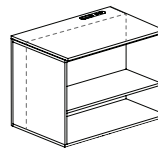
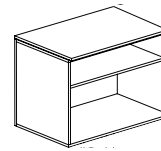
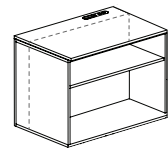
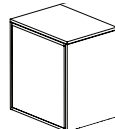
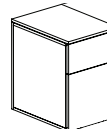
Hinged left or right

Wire Trough

A grommet & magnetic wire trough covers are included. The wire trough covers are accessible from the front of the credenza. Wire Trough= 6"D

Sliding Doors

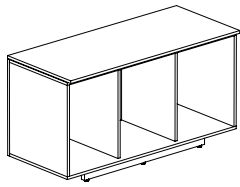
A Pedestal or the end of the credenza is required at the start and end of a sliding door track.

Bay Options**Open****Open +
Wire Trough
& Grommet****Floating Shelf
(Outer Bays)****Low Shelf****Low Shelf +
Wire Trough
& Grommet****High Shelf****High Shelf +
Wire Trough
& Grommet****Wide Low Shelf****Wide Low Shelf +
Wire Trough &
Grommet****Wide High Shelf****Wide High Shelf +
Wire Trough &
Grommet****Door Pedestal****Box File
Pedestal****Create Your Own Credenza**

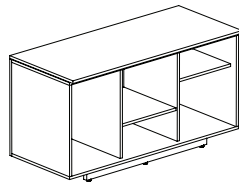
BAY 1 STORAGE OPTIONS	BAY 2 STORAGE OPTIONS	BAY 3 STORAGE OPTIONS
Standard Open Low Shelf High Shelf Floating Shelf Wide Low Shelf Wide High Shelf Door Pedestal Box File Pedestal	Standard Open Low Shelf High Shelf Wide Low Shelf Wide High Shelf Door Pedestal Box File Pedestal	Standard Open Low Shelf High Shelf Floating Shelf Wide Low Shelf Wide High Shelf Door Pedestal Box File Pedestal
Standard + Wire Trough & Grommet Open Low Shelf High Shelf Wide Low Shelf Wide High Shelf	Standard + Wire Trough & Grommet Open Low Shelf High Shelf Wide Low Shelf Wide High Shelf	Standard + Wire Trough & Grommet Open Low Shelf High Shelf Wide Low Shelf Wide High Shelf

Sample Configurations

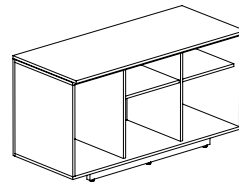
Open Faced



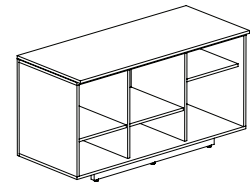
Open | Open | Open



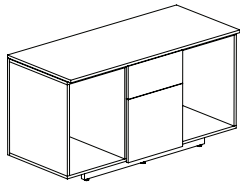
Open | Low Shelf | High Shelf



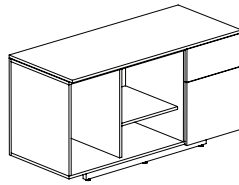
Open | High Shelf | High Shelf



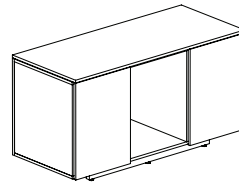
Low Shelf | Low Shelf | High Shelf



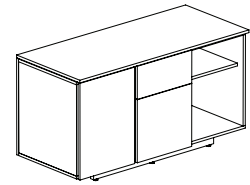
Open | Box File Ped. | Open



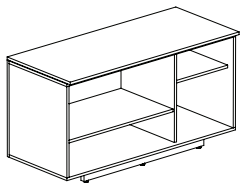
Open | Low Shelf | Box File Ped.



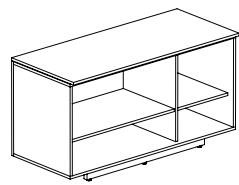
Door Ped. | Open | Door Ped.



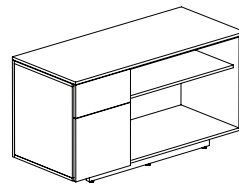
Door Ped. | Box File Ped. | High Shelf



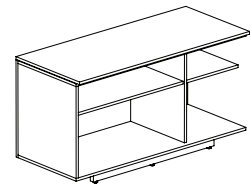
Low Wide Shelf | High Shelf



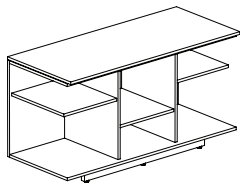
Low Wide Shelf | Low Shelf



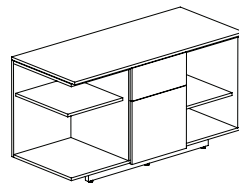
Box File Ped. | High Wide Shelf



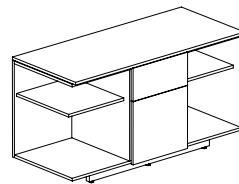
High Wide Shelf | Floating Shelf



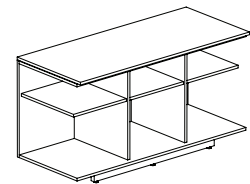
Floating Shelf | Low Shelf | Floating Shelf



Floating Shelf | Box File Ped. | Low Shelf

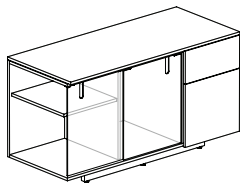


Floating Shelf | Box File Ped. | Floating Shelf

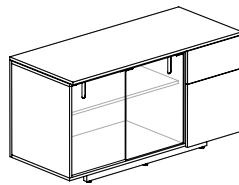


Floating Shelf | High Shelf | Floating Shelf

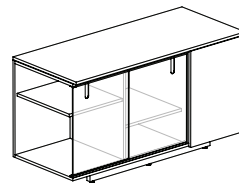
Two 16" Sliding Doors



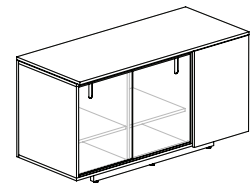
Floating Shelf | Open | Box File Ped.



High Wide Shelf | Box File Ped.

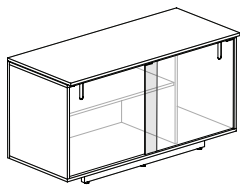


Floating Shelf | Low Shelf | Door Ped.

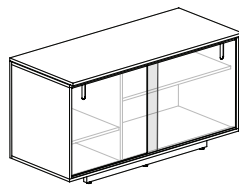


Low Shelf | Low Shelf | Door Ped.

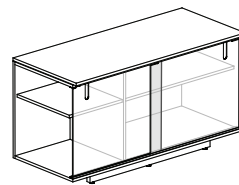
Two 25" Sliding Doors



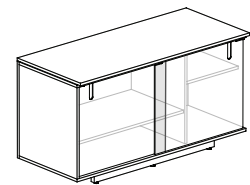
High Wide Shelf | Open



Low Shelf | High Wide Shelf



Floating Shelf | High Wide Shelf



Low Wide Shelf | Floating Shelf

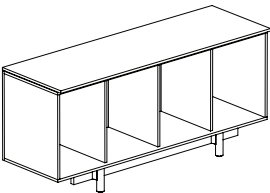
Woodstock

65"L Four Bay Credenzas

Elevated & Plinth Styles

4 Bay Credenza / 65"

29"H Elevated Base



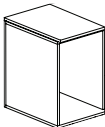
Floating Shelf
Only available on the outer bays

Wide Shelf
Requires 2 bays

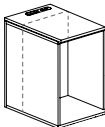
Door
Hinged left or right

Wire Trough
A grommet & magnetic wire trough covers are included. The wire trough covers are accessible from the front of the credenza. Wire Trough= 6"D

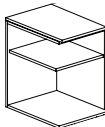
Sliding Doors
A Pedestal or the end of the credenza is required at the start and end of a sliding door track.



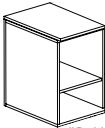
Open



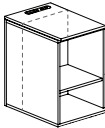
Open +
Wire Trough
& Grommet



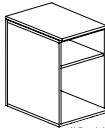
Floating Shelf
(Outer Bays)



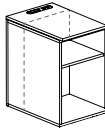
Low Shelf



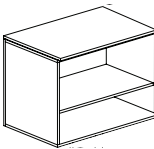
Low Shelf +
Wire Trough
& Grommet



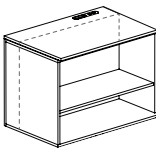
High Shelf



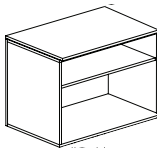
High Shelf +
Wire Trough
& Grommet



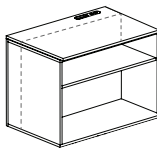
Wide Low Shelf



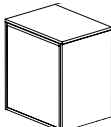
Wide Low Shelf +
Wire Trough &
Grommet



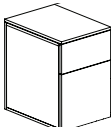
Wide High Shelf



Wide High Shelf +
Wire Trough &
Grommet



Door Pedestal



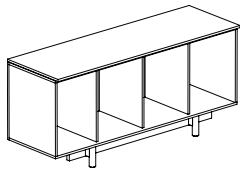
Box File
Pedestal

Create Your Own Credenza

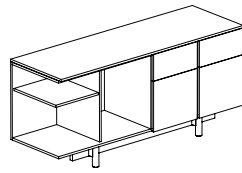
Create Your Own Credenza			
BAY 1 STORAGE OPTIONS	BAY 2 STORAGE OPTIONS	BAY 3 STORAGE OPTIONS	BAY 4 STORAGE OPTIONS
Standard Open Low Shelf High Shelf Floating Shelf Wide Low Shelf Wide High Shelf Door Pedestal Box File Pedestal	Standard Open Low Shelf High Shelf Wide Low Shelf Wide High Shelf Door Pedestal Box File Pedestal	Standard Open Low Shelf High Shelf Wide Low Shelf Wide High Shelf Door Pedestal Box File Pedestal	Standard Open Low Shelf High Shelf Floating Shelf Wide Low Shelf Wide High Shelf Door Pedestal Box File Pedestal
Standard + Wire Trough & Grommet Open Low Shelf High Shelf Wide Low Shelf Wide High Shelf	Standard + Wire Trough & Grommet Open Low Shelf High Shelf Wide Low Shelf Wide High Shelf	Standard + Wire Trough & Grommet Open Low Shelf High Shelf Wide Low Shelf Wide High Shelf	Standard + Wire Trough & Grommet Open Low Shelf High Shelf Wide Low Shelf Wide High Shelf

Sample Configurations

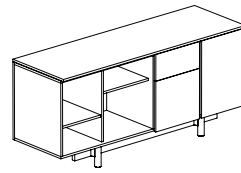
Open Faced



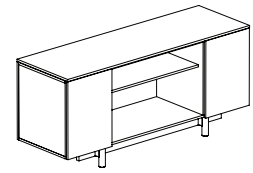
Open | Open | Open | Open



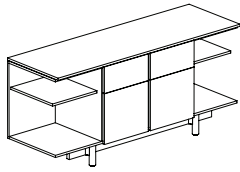
Floating Shelf | Open | Box File Ped. | Box File Ped.



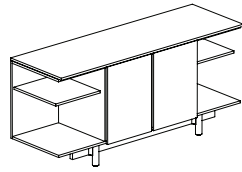
Low Shelf | High Shelf | Box File Ped. | Door Ped.



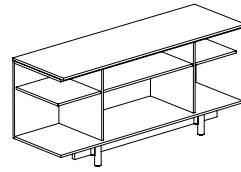
Door Ped. | High Wide Shelf | Door Ped.



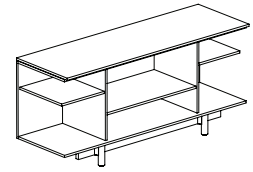
Floating Shelf | Box File Ped. | Box File Ped. | Floating Shelf



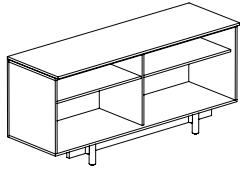
Floating Shelf | Door Ped. | Door Ped. | Floating Shelf



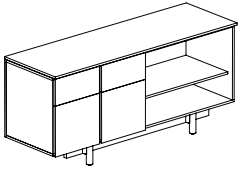
Floating Shelf | High Wide Shelf | Floating Shelf



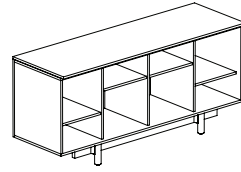
Floating Shelf | Low Wide Shelf | Floating Shelf



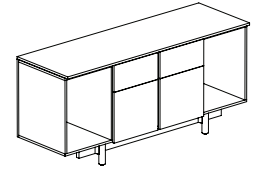
High Wide Shelf | High Wide Shelf



Box File Ped. | Box File Ped. | High Wide Shelf

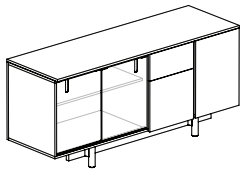


Low Shelf | High Shelf | High Shelf | Low Shelf

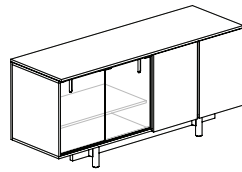


Open | Box File Ped. | Box File Ped. | Open

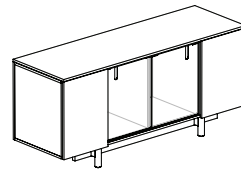
Two 16" Sliding Doors



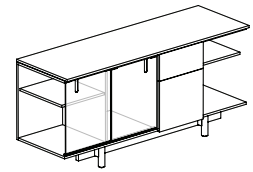
High Wide Shelf | Box File Ped. | Door Ped.



Low Wide Shelf | Door Ped. | Door Ped.

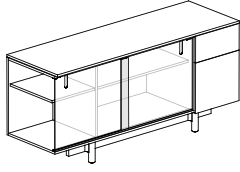


Door Ped. | Open | Open | Door Ped.

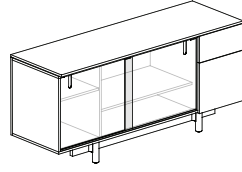


Floating Shelf | Open | Box File Ped. | Floating Shelf

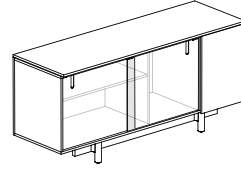
Two 25" Sliding Doors



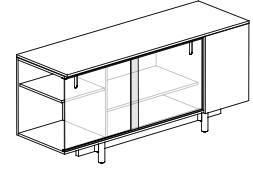
Floating Shelf | High Wide Shelf | Box File Ped.



High Shelf | Low Wide Shelf | Box File Ped.

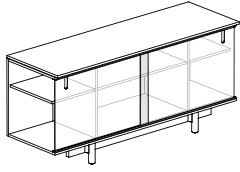


High Wide Shelf | Open | Door Ped.

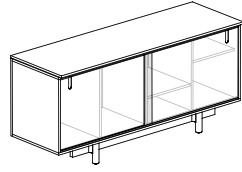


Floating Shelf | Low Wide Shelf | Door Ped.

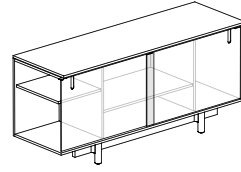
Two 35" Sliding Doors



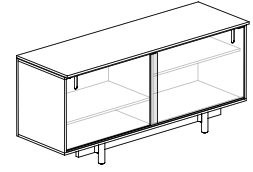
Floating Shelf | High Wide Shelf | Floating Shelf



Open | Open | Low Shelf | High Shelf



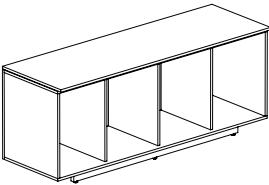
Floating Shelf | Low Wide Shelf | Open



Low Wide Shelf | High Wide Shelf

4 Bay Credenza / 65"

26"H Plinth Base



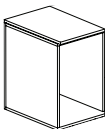
Floating Shelf
Only available on the outer bays

Wide Shelf
Requires 2 bays

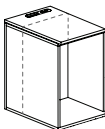
Door
Hinged left or right

Wire Trough
A grommet & magnetic wire trough covers are included. The wire trough covers are accessible from the front of the credenza. Wire Trough= 6"D

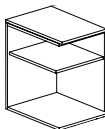
Sliding Doors
A Pedestal or the end of the credenza is required at the start and end of a sliding door track.



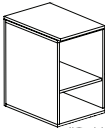
Open



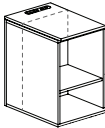
Open +
Wire Trough
& Grommet



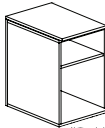
Floating Shelf
(Outer Bays)



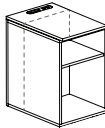
Low Shelf



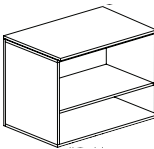
Low Shelf +
Wire Trough
& Grommet



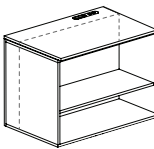
High Shelf



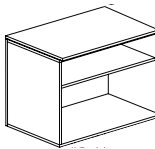
High Shelf +
Wire Trough
& Grommet



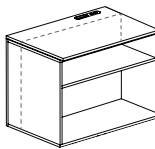
Wide Low Shelf



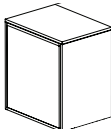
Wide Low Shelf +
Wire Trough &
Grommet



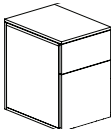
Wide High Shelf



Wide High Shelf +
Wire Trough &
Grommet



Door Pedestal



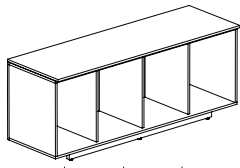
Box File
Pedestal

Create Your Own Credenza

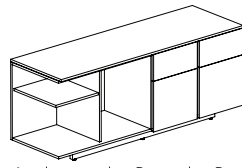
Create Your Own Credenza			
BAY 1 STORAGE OPTIONS	BAY 2 STORAGE OPTIONS	BAY 3 STORAGE OPTIONS	BAY 4 STORAGE OPTIONS
Standard Open Low Shelf High Shelf Floating Shelf Wide Low Shelf Wide High Shelf Door Pedestal Box File Pedestal	Standard Open Low Shelf High Shelf Wide Low Shelf Wide High Shelf Door Pedestal Box File Pedestal	Standard Open Low Shelf High Shelf Wide Low Shelf Wide High Shelf Door Pedestal Box File Pedestal	Standard Open Low Shelf High Shelf Floating Shelf Wide Low Shelf Wide High Shelf Door Pedestal Box File Pedestal
Standard + Wire Trough & Grommet Open Low Shelf High Shelf Wide Low Shelf Wide High Shelf	Standard + Wire Trough & Grommet Open Low Shelf High Shelf Wide Low Shelf Wide High Shelf	Standard + Wire Trough & Grommet Open Low Shelf High Shelf Wide Low Shelf Wide High Shelf	Standard + Wire Trough & Grommet Open Low Shelf High Shelf Wide Low Shelf Wide High Shelf

Sample Configurations

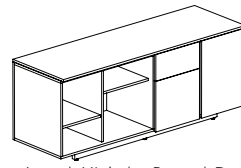
Open Faced



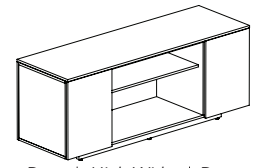
Open | Open | Open | Open



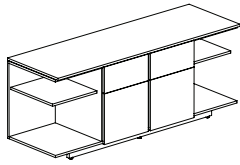
Floating Shelf | Open | Box File Ped. | Box File Ped.



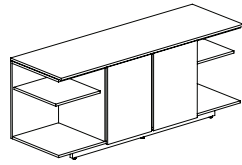
Low Shelf | High Shelf | Box File Ped. | Door Ped.



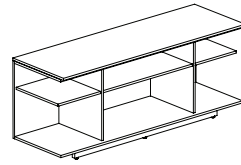
Door Ped. | High Wide Shelf | Door Ped.



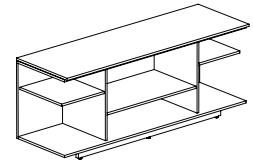
Floating Shelf | Box File Ped. | Box File Ped. | Floating Shelf



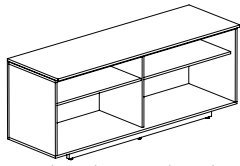
Floating Shelf | Door Ped. | Door Ped. | Floating Shelf



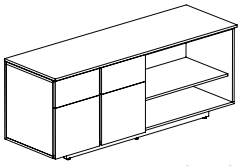
Floating Shelf | High Wide Shelf | Floating Shelf



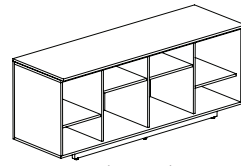
Floating Shelf | Low Wide Shelf | Floating Shelf



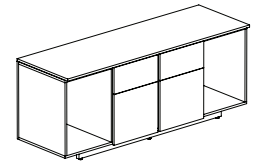
High Wide Shelf | High Wide Shelf



Box File Ped. | Box File Ped. | High Wide Shelf

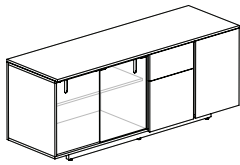


Low Shelf | High Shelf | High Shelf | Low Shelf

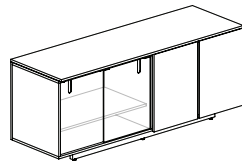


Open | Box File Ped. | Box File Ped. | Open

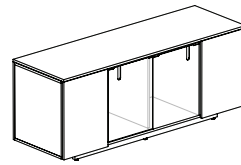
Two 16" Sliding Doors



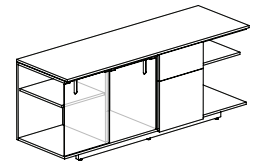
High Wide Shelf | Box File Ped. | Door Ped.



Low Wide Shelf | Door Ped. | Door Ped.

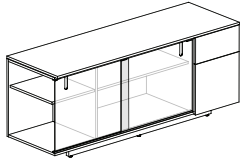


Door Ped. | Open | Open | Door Ped.

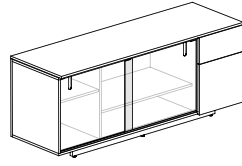


Floating Shelf | Open | Box File Ped. | Floating Shelf

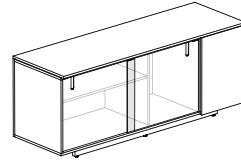
Two 25" Sliding Doors



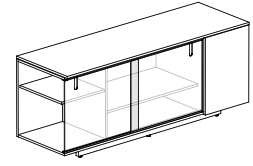
Floating Shelf | High Wide Shelf | Box File Ped.



High Shelf | Low Wide Shelf | Box File Ped.

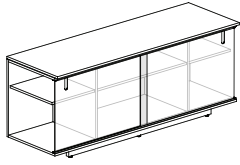


High Wide Shelf | Open | Door Ped.

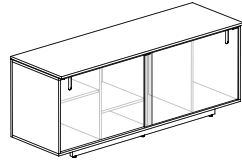


Floating Shelf | Low Wide Shelf | Door Ped.

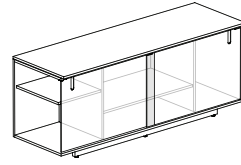
Two 35" Sliding Doors



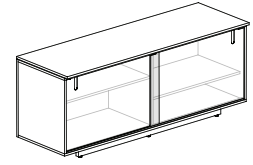
Floating Shelf | High Wide Shelf | Floating Shelf



Open | Open | Low Shelf | High Shelf



Floating Shelf | Low Wide Shelf | Open



Low Wide Shelf | High Wide Shelf

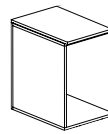
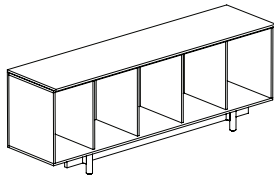
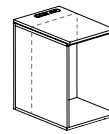
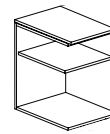
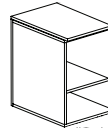
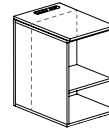
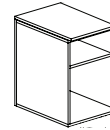
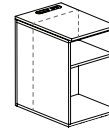
Woodstock

81"L Five Bay Credenzas

Elevated & Plinth Styles

5 Bay Credenza / 81"

29"H Elevated Base

**Open****Open +
Wire Trough
& Grommet****Floating Shelf
(Outer Bays)****Low Shelf****Low Shelf +
Wire Trough
& Grommet****High Shelf****High Shelf +
Wire Trough
& Grommet****Floating Shelf**

Only available on the outer bays

Wide Shelf

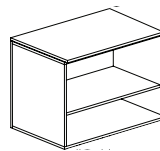
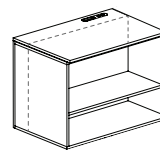
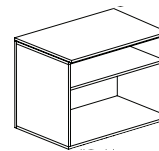
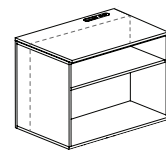
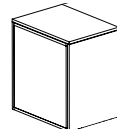
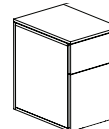
Requires 2 bays

Door

Hinged left or right

Wire Trough

A grommet & magnetic wire trough covers are included. The wire trough covers are accessible from the front of the credenza. Wire Trough= 6"D

**Wide Low Shelf****Wide Low Shelf +
Wire Trough &
Grommet****Wide High Shelf****Wide High Shelf +
Wire Trough &
Grommet****Door Pedestal****Box File
Pedestal****Sliding Doors**

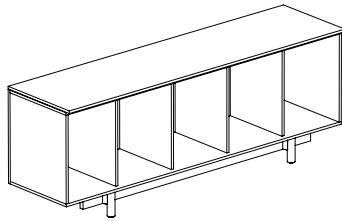
A Pedestal or the end of the credenza is required at the start and end of a sliding door track.

Create Your Own Credenza

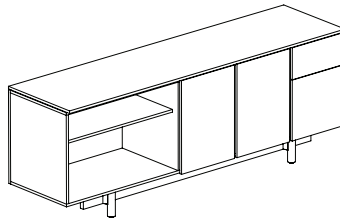
BAY 1 STORAGE OPTIONS	BAY 2 STORAGE OPTIONS	BAY 3 STORAGE OPTIONS	BAY 4 STORAGE OPTIONS	BAY 5 STORAGE OPTIONS
Standard Open Low Shelf High Shelf Floating Shelf Wide Low Shelf Wide High Shelf Door Pedestal Box File Pedestal	Standard Open Low Shelf High Shelf Wide Low Shelf Wide High Shelf Door Pedestal Box File Pedestal	Standard Open Low Shelf High Shelf Wide Low Shelf Wide High Shelf Door Pedestal Box File Pedestal	Standard Open Low Shelf High Shelf Wide Low Shelf Wide High Shelf Door Pedestal Box File Pedestal	Standard Open Low Shelf High Shelf Floating Shelf Wide Low Shelf Wide High Shelf Door Pedestal Box File Pedestal
Standard + Wire Trough & Grommet Open Low Shelf High Shelf Wide Low Shelf Wide High Shelf	Standard + Wire Trough & Grommet Open Low Shelf High Shelf Wide Low Shelf Wide High Shelf	Standard + Wire Trough & Grommet Open Low Shelf High Shelf Wide Low Shelf Wide High Shelf	Standard + Wire Trough & Grommet Open Low Shelf High Shelf Wide Low Shelf Wide High Shelf	Standard + Wire Trough & Grommet Open Low Shelf High Shelf Wide Low Shelf Wide High Shelf

Sample Configurations

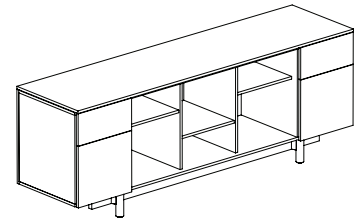
Open Faced



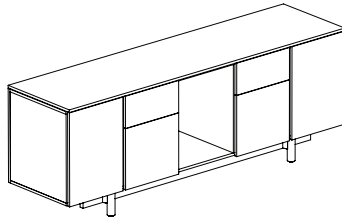
Open | Open | Open | Open | Open



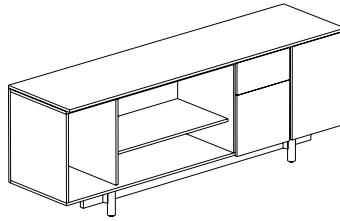
High Wide Shelf | Door | Door | Box File Ped.



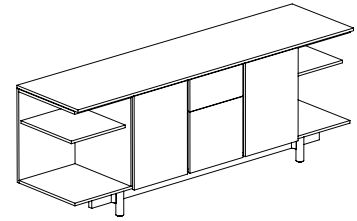
Box File Ped. | High Shelf | Low Shelf | High Shelf | Box File Ped.



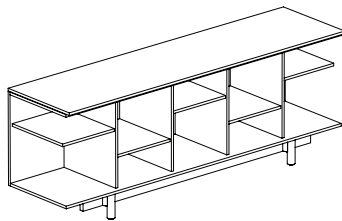
Door Ped. | Box File Ped. | Open | Box File Ped. | Door Ped.



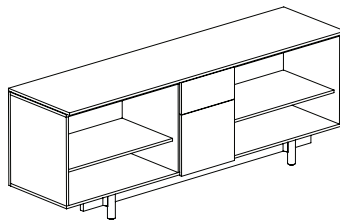
Open | Low Wide Shelf | Box File Ped. | Door Ped.



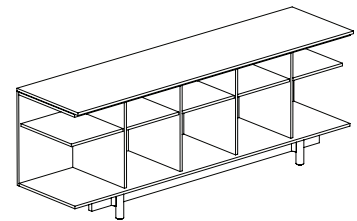
Floating Shelf | Door Ped. | Box File Ped. | Door Ped. | Floating Shelf



Floating Shelf | Low Shelf | High Shelf | Low Shelf | Floating Shelf

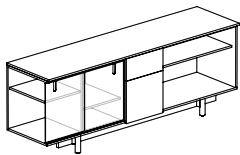


Low Wide Shelf | Box File Ped. | Low Wide Shelf

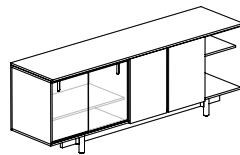


Floating Shelf | High Shelf | High Shelf | High Shelf | Floating Shelf

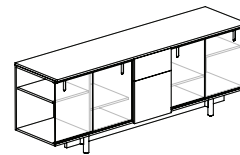
Two or Four 16" Sliding Doors



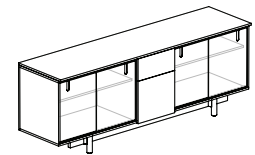
Floating Shelf | Low Shelf | Box File Ped. | High Wide Shelf



Low Wide Shelf | Door Ped. | Door Ped. | Floating Shelf

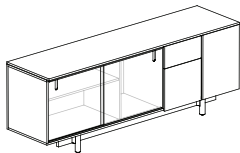


Floating Shelf | Low Shelf | Box File Ped. | Low Shelf | Floating Shelf

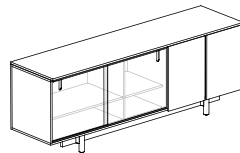


High Wide Shelf | Box File Ped. | High Wide Shelf

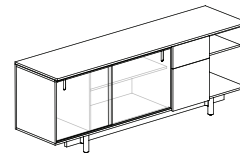
Two 25" Sliding Doors



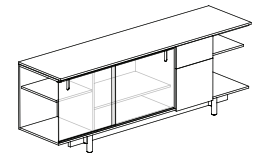
High Wide Shelf | Open | Box File Ped. | Door Ped.



Low Wide Shelf | Low Shelf | Door Ped. | Door Ped.

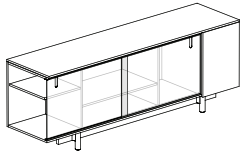


Open | High Wide Shelf | Box File Ped. | Floating Shelf

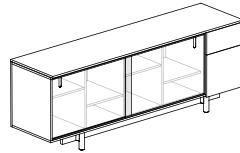


Floating Shelf | Low Wide Shelf | Box File Ped. | Floating Shelf

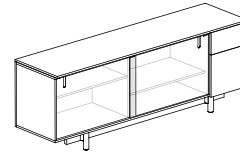
Two 35" Sliding Doors



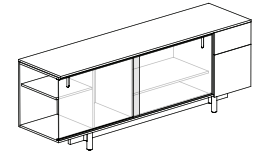
Floating Shelf | Low Wide Shelf | Open | Door Ped.



High Shelf | Low Shelf | High Shelf | Low Shelf | Door Ped.



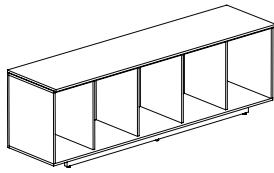
High Wide Shelf | Low Wide Shelf | Box File Ped.



Floating Shelf | Open | Low Wide Shelf | Box File Ped.

5 Bay Credenza / 81"

26"H Plinth Base

**Floating Shelf**

Only available on the outer bays

Wide Shelf

Requires 2 bays

Door

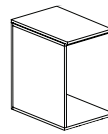
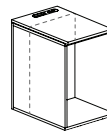
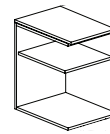
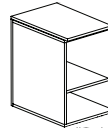
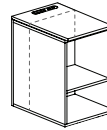
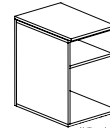
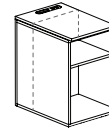
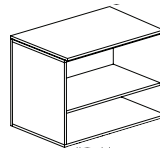
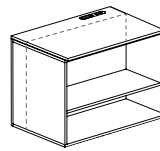
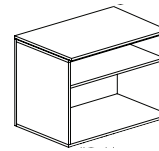
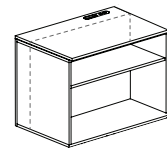
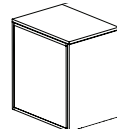
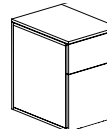
Hinged left or right

Wire Trough

A grommet & magnetic wire trough covers are included. The wire trough covers are accessible from the front of the credenza. Wire Trough= 6"D

Sliding Doors

A Pedestal or the end of the credenza is required at the start and end of a sliding door track.

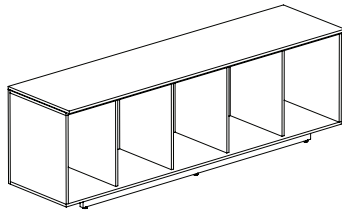
**Open****Open +
Wire Trough
& Grommet****Floating Shelf
(Outer Bays)****Low Shelf****Low Shelf +
Wire Trough
& Grommet****High Shelf****High Shelf +
Wire Trough
& Grommet****Wide Low Shelf****Wide Low Shelf +
Wire Trough &
Grommet****Wide High Shelf****Wide High Shelf +
Wire Trough &
Grommet****Door Pedestal****Box File
Pedestal**

Create Your Own Credenza

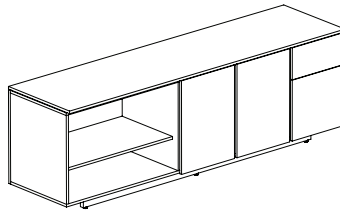
BAY 1 STORAGE OPTIONS	BAY 2 STORAGE OPTIONS	BAY 3 STORAGE OPTIONS	BAY 4 STORAGE OPTIONS	BAY 5 STORAGE OPTIONS
Standard Open Low Shelf High Shelf Floating Shelf Wide Low Shelf Wide High Shelf Door Pedestal Box File Pedestal	Standard Open Low Shelf High Shelf Wide Low Shelf Wide High Shelf Door Pedestal Box File Pedestal	Standard Open Low Shelf High Shelf Wide Low Shelf Wide High Shelf Door Pedestal Box File Pedestal	Standard Open Low Shelf High Shelf Wide Low Shelf Wide High Shelf Door Pedestal Box File Pedestal	Standard Open Low Shelf High Shelf Floating Shelf Wide Low Shelf Wide High Shelf Door Pedestal Box File Pedestal
Standard + Wire Trough & Grommet Open Low Shelf High Shelf Wide Low Shelf Wide High Shelf	Standard + Wire Trough & Grommet Open Low Shelf High Shelf Wide Low Shelf Wide High Shelf	Standard + Wire Trough & Grommet Open Low Shelf High Shelf Wide Low Shelf Wide High Shelf	Standard + Wire Trough & Grommet Open Low Shelf High Shelf Wide Low Shelf Wide High Shelf	Standard + Wire Trough & Grommet Open Low Shelf High Shelf Wide Low Shelf Wide High Shelf

Sample Configurations

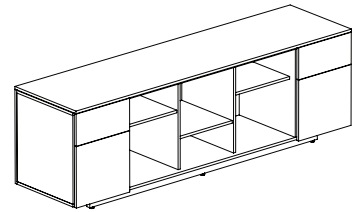
Open Faced



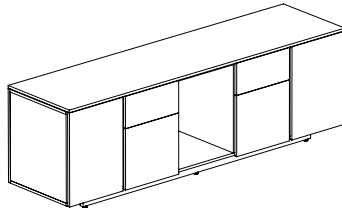
Open | Open | Open | Open | Open



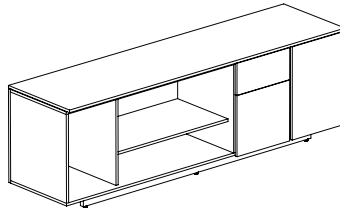
High Wide Shelf | Door | Door | Box File Ped.



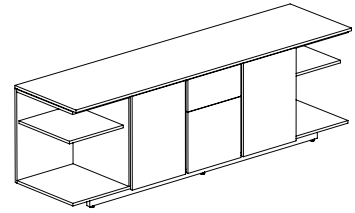
Box File Ped. | High Shelf | Low Shelf | High Shelf | Box File Ped.



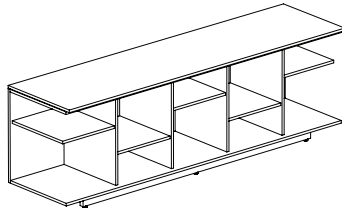
Door Ped. | Box File Ped. | Open | Box File Ped. | Door Ped.



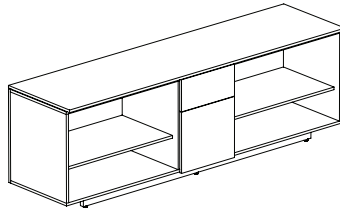
Open | Low Wide Shelf | Box File Ped. | Door Ped.



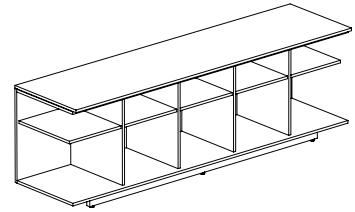
Floating Shelf | Door Ped. | Box File Ped. | Door Ped. | Floating Shelf



Floating Shelf | Low Shelf | High Shelf | Low Shelf | Floating Shelf

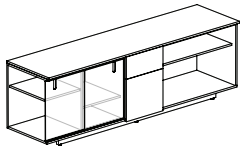


Low Wide Shelf | Box File Ped. | Low Wide Shelf

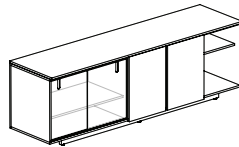


Floating Shelf | High Shelf | High Shelf | High Shelf | Floating Shelf

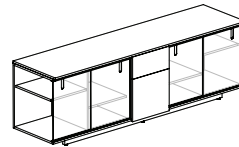
Two or Four 16" Sliding Doors



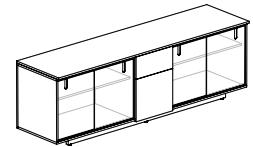
Floating Shelf | Low Shelf | Box File Ped. | High Wide Shelf



Low Wide Shelf | Door Ped. | Door Ped. | Floating Shelf

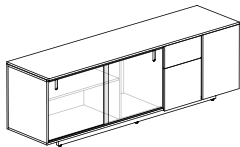


Floating Shelf | Low Shelf | Box File Ped. | Low Shelf | Floating Shelf

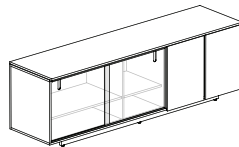


High Wide Shelf | Box File Ped. | High Wide Shelf

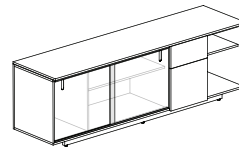
Two 25" Sliding Doors



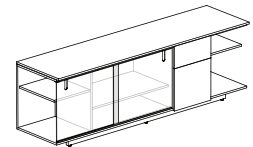
High Wide Shelf | Open | Box File Ped. | Door Ped.



Low Wide Shelf | Low Shelf | Door Ped. | Door Ped.

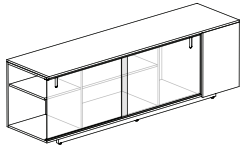


Open | High Wide Shelf | Box File Ped. | Floating Shelf

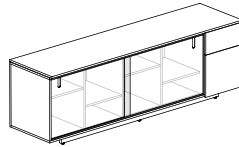


Floating Shelf | Low Wide Shelf | Box File Ped. | Floating Shelf

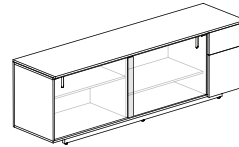
Two 35" Sliding Doors



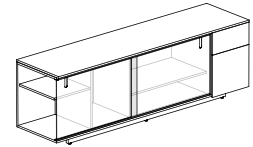
Floating Shelf | Low Wide Shelf | Open | Door Ped.



High Shelf | Low Shelf | High Shelf | Low Shelf | Door Ped.



High Wide Shelf | Low Wide Shelf | Box File Ped.



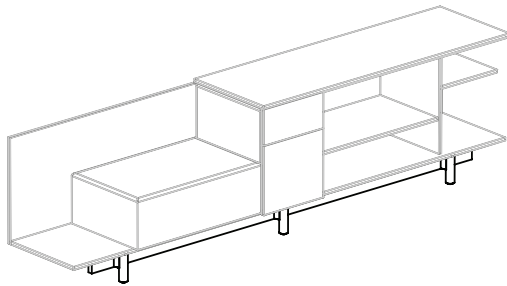
Floating Shelf | Open | Low Wide Shelf | Box File Ped.

Woodstock

Double Bases

Elevated & Plinth Styles

Elevated Double Base



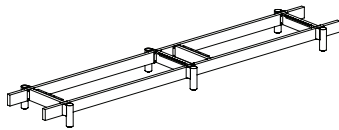
RULES & NOTES

Base Material / Leg Material
Metal / Metal or Wood

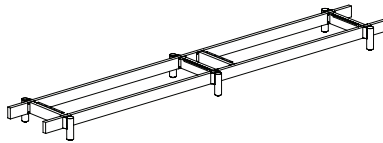
Combined Lengths
100" / 116" / 132"

Notes
Credenza pieces have 7" overhang on each end.
Replace any two bays with a Height Adjustable Desk.

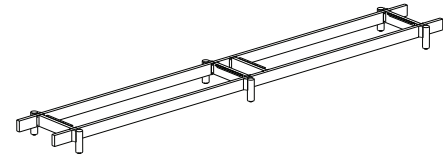
Lengths



100"L (7 Bays)

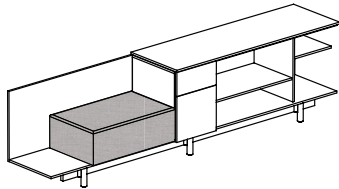
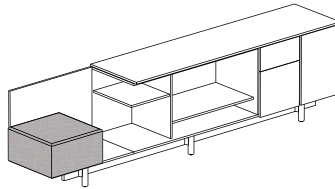


116"L (8 Bays)



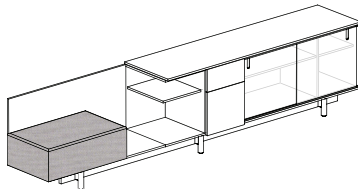
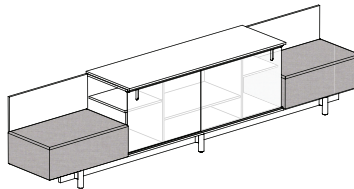
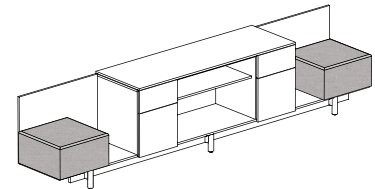
132"L (9 Bays)

114"L | 7 Bay Combination Examples

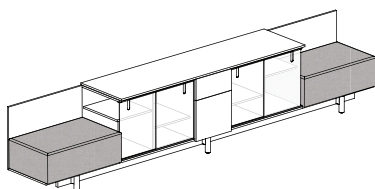
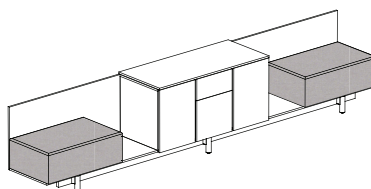
48"L Cushion Platform +
65"L 4 Bay Credenza32"L Cushion Platform +
81"L 5 Bay Credenza

A 1" thick gusset always attaches the Platform to a Credenza or a Height Adjustable Worksurface.

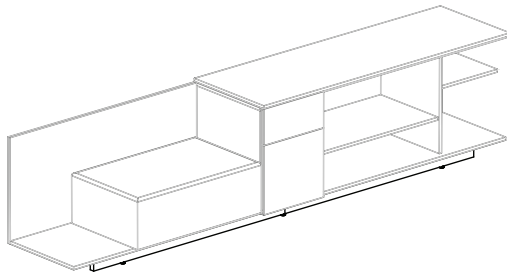
130"L | 8 Bay Combination Examples

48"L Cushion Platform +
81"L 5 Bay Credenza32"L Cushion Platform +
65"L 4 Bay Credenza +
32"L Cushion Platform32"L Cushion Platform +
65"L 4 Bay Credenza +
32"L Cushion Platform

146"L | 9 Bay Combination Examples

32"L Cushion Platform +
81"L 5 Bay Credenza +
32"L Cushion Platform48"L Cushion Platform +
48"L 3 Bay Credenza +
48"L Cushion Platform

Plinth Double Base



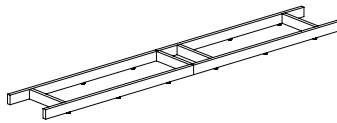
RULES & NOTES

Base Material
Laminate

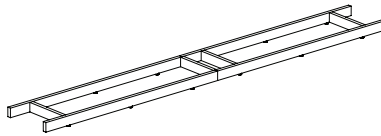
Combined Lengths
100" / 116" / 132"

Notes
Credenza pieces have 7" overhang on each end.
Replace any two bays with a Height Adjustable Desk.

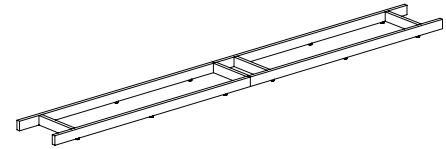
Lengths



100"L (7 Bays)

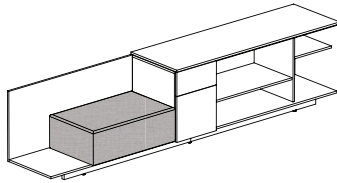


116"L (8 Bays)

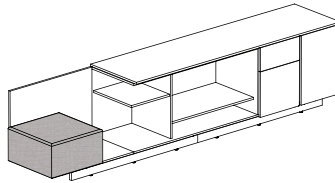


132"L (9 Bays)

114"L | 7 Bay Combination Examples



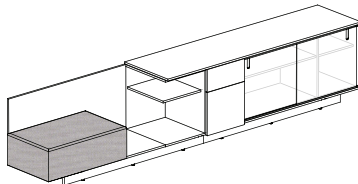
48"L Cushion Platform +
65"L 4 Bay Credenza



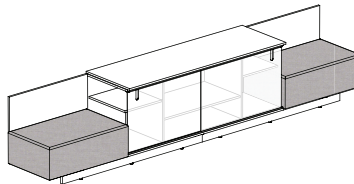
32"L Cushion Platform +
81"L 5 Bay Credenza

A 1" thick gusset always attaches the Platform to a Credenza or a Height Adjustable Worksurface.

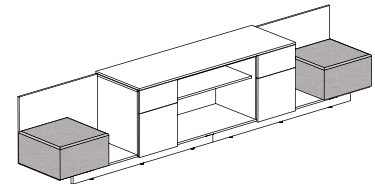
130"L | 8 Bay Combination Examples



48"L Cushion Platform +
81"L 5 Bay Credenza

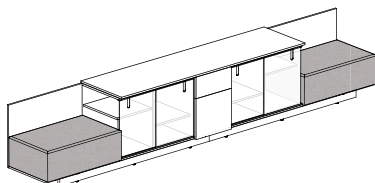


32"L Cushion Platform +
65"L 4 Bay Credenza +
32"L Cushion Platform

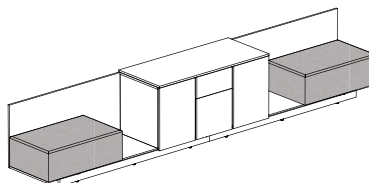


32"L Cushion Platform +
65"L 4 Bay Credenza +
32"L Cushion Platform

146"L | 9 Bay Combination Examples



32"L Cushion Platform +
81"L 5 Bay Credenza +
32"L Cushion Platform

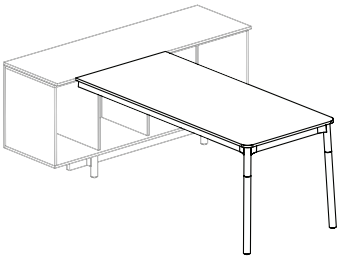


48"L Cushion Platform +
48"L 3 Bay Credenza +
48"L Cushion Platform

Woodstock

WORKSURFACES

Run-Off Worksurfaces



RULES & NOTES

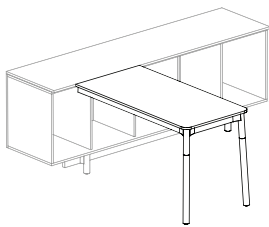
Leg Material / Frame Material
Solid Oak Wood or Metal / Metal

Leg Finishes / Frame Finishes
6 Solids + 3 Stains / 6 Solids

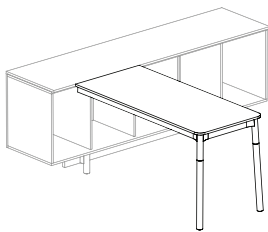
Grommets
Solid Oak Wood or Metal Plated / Center Position

Modestys & Trough
Available on 60"L+ / 2 Heights

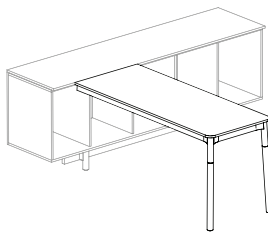
Run-Off Dimensions



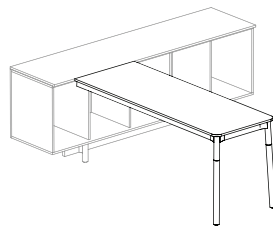
48"L x 24"D



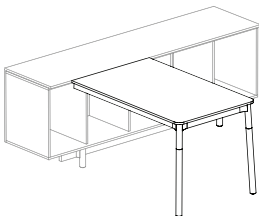
54"L x 24"D



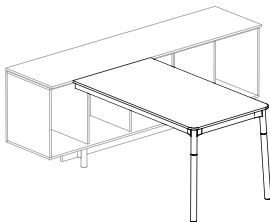
60"L x 24"D



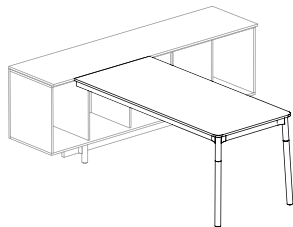
66"L x 24"D



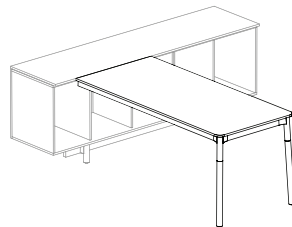
48"L x 30"D



54"L x 30"D

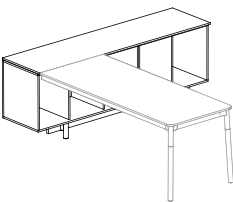


60"L x 30"D

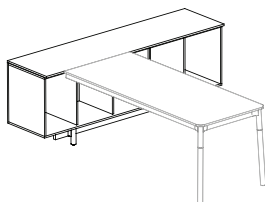


66"L x 30"D

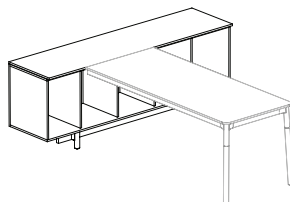
Run-Off Worksurface Positions



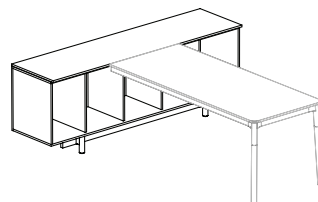
Flush



8" Inset

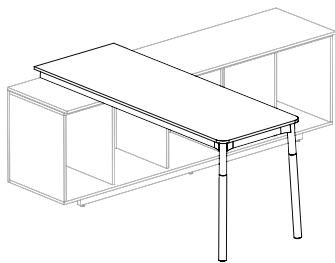


16" Inset



24" Inset

Floating Run-Off Worksurfaces



RULES & NOTES

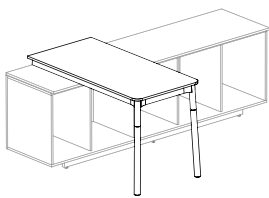
Leg Material / Frame Material
Solid Oak Wood or Metal / Metal

Leg Finishes / Frame Finishes
6 Solids + 3 Stains / 6 Solids

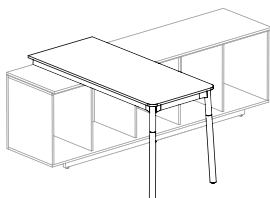
Grommets
Solid Oak Wood or Metal Plated / Center Position

Modestys & Trough
Available on 78"L+ / 2 Heights

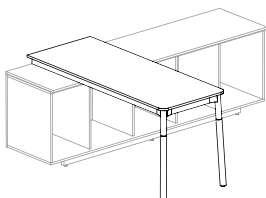
Floating Run-Off Dimensions



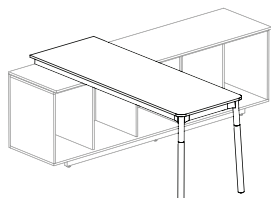
66"L x 24"D



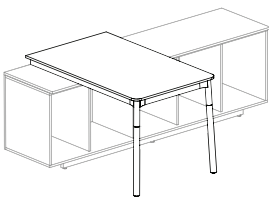
72"L x 24"D



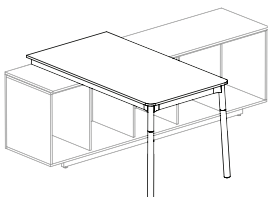
78"L x 24"D



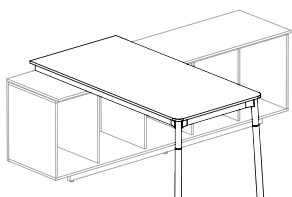
84"L x 24"D



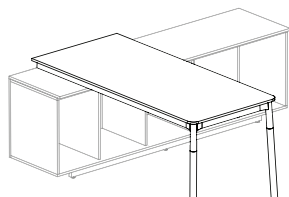
66"L x 30"D



72"L x 30"D

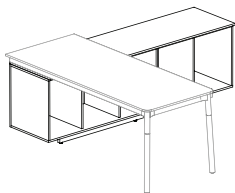


78"L x 30"D

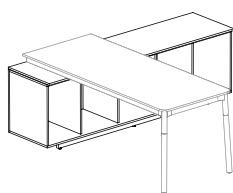


84"L x 30"D

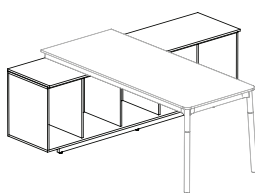
Plinth Base Worksurface Positions



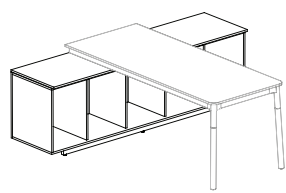
Flush



8" Inset

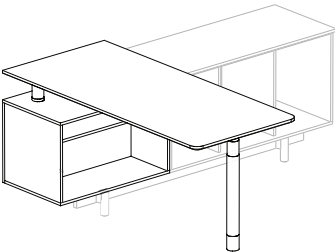


16" Inset



24" Inset

Height Adjustable Worksurfaces



RULES & NOTES

Leg Material / Finish
Metal / White

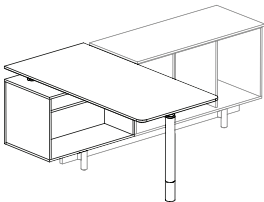
Base Material & Finishes
Metal (6 Solid Paint Colors) or Wood (3 Stains)

Grommets
Solid Oak Wood or Metal Plated / Center Position

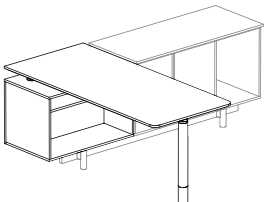
Modestys & Trough
Available on 60"L+ / 2 Heights

Credenza Base Material
Laminate

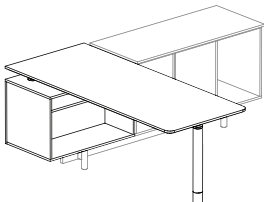
Height Adjustable Dimensions



60"L x 30"D

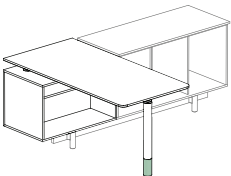


66"L x 30"D

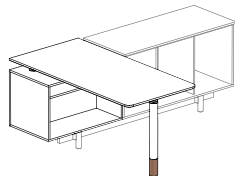


72"L x 30"D

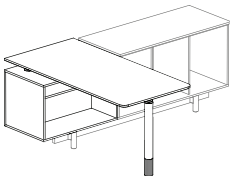
Metal Base Finishes



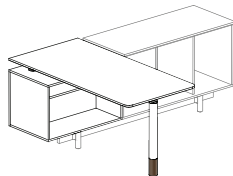
Aged Copper



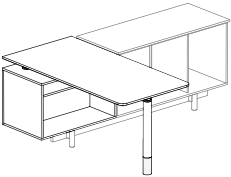
Carob



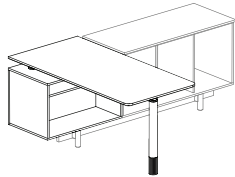
Grey



Koko

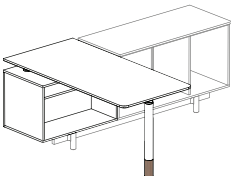


White

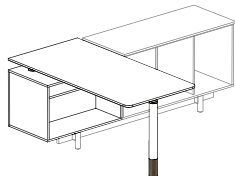


Black

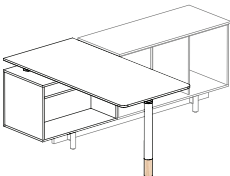
Wood Base Finishes



Carob

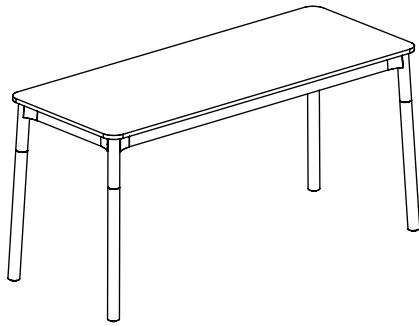


Koko



Natural

Freestanding Worksurfaces



RULES & NOTES

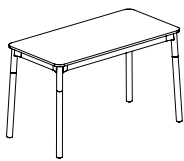
Leg Material / Frame Material
Solid Oak Wood or Metal / Metal

Leg Finishes / Frame Finishes
6 Solids + 3 Stains / 6 Solids

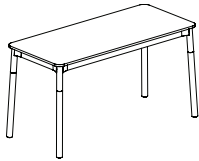
Grommets
Solid Oak Wood or Metal Plated / Center Position

Modestys & Trough
Available on 60"L+ / 2 Heights

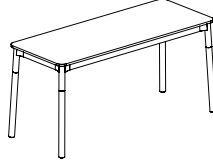
Rectangular Dimensions



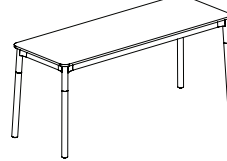
48"L x 24"D



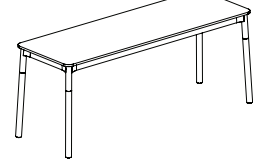
54"L x 24"D



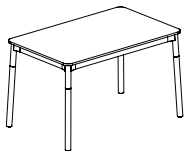
60"L x 24"D



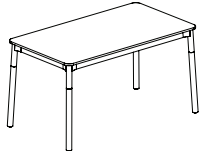
66"L x 24"D



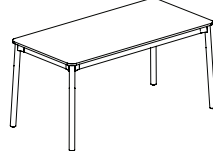
72"L x 24"D



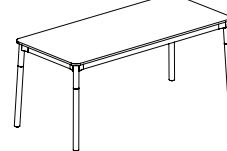
48"L x 30"D



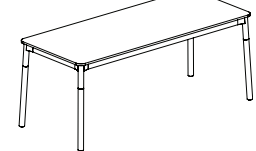
54"L x 30"D



60"L x 30"D

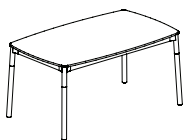


66"L x 30"D

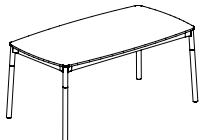


72"L x 30"D

Double Arc Dimensions



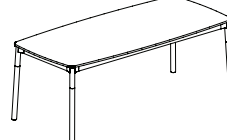
48"L x 36"D



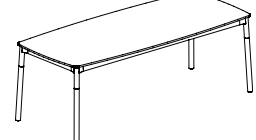
54"L x 36"D



60"L x 36"D



66"L x 36"D

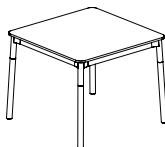


72"L x 36"D

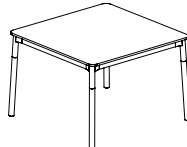
Square Dimensions



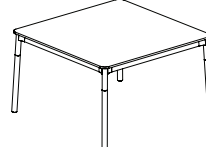
30"L x 30"D



36"L x 36"D



42"L x 42"D



48"L x 48"D

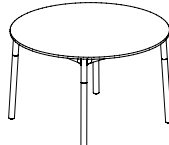
Round Dimensions



36"L x 36"D



42"L x 42"D

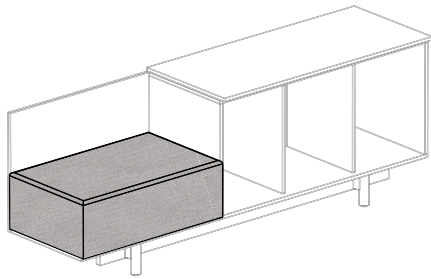


48"L x 48"D

Woodstock

Platform Cushions

Platform Cushions / 20"L · 32"L



RULES & NOTES

Sizes

11"H for Elevated Base (Seat Height=17"H)

14"H for Plinth Base (Seat Height=17"H)

Material

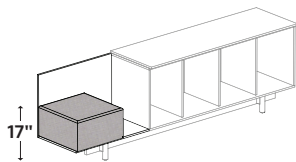
Foam

Finishes

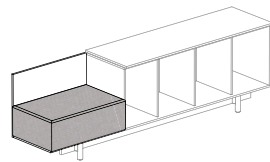
Upholstery Fabric - www.three-h.com/fabrics.html

The Cushion Platform is built from three components that must sit on a base; elevated or plinth. The Platform is the laminate L shaped shell will sit next to a Credenza or Height Adjustable Worksurface and will attach to either with a 1" thick laminate Gusset. The cushion would then sit on the Platform in the desired location.

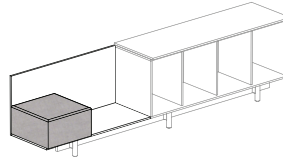
11"H Cushions for Elevated Bases



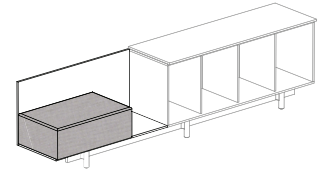
20"L Cushion / 32"L Platform



32"L Cushion / 32"L Platform

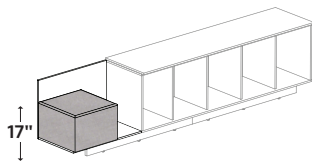


20"L Cushion / 48"L Platform

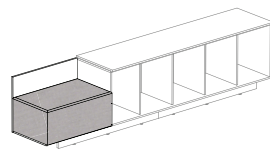


32"L Cushion / 48"L Platform

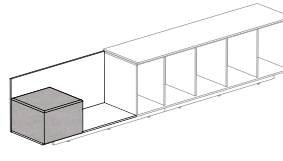
14"H Cushions for Plinth Bases



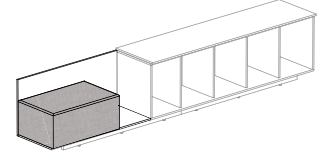
20"L Cushion / 32"L Platform



32"L Cushion / 32"L Platform



20"L Cushion / 48"L Platform

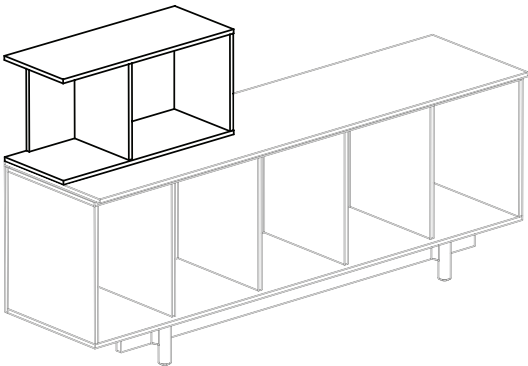


32"L Cushion / 48"L Platform

Woodstock

Storage Stackers

Storage Stackers



RULES & NOTES

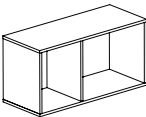
Back Style
Full Laminate / Inset Laminate

Outside Uprights
Full Laminate / Open

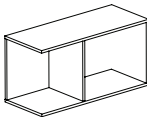
Finishes
Standard Laminates

16"H

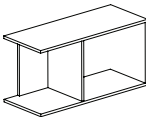
Shown Right Handed - Left handed available.



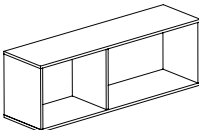
32"L



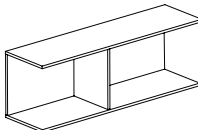
32"L



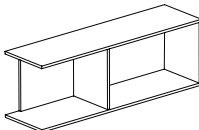
32"L



48"L



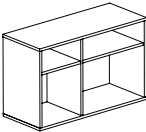
48"L



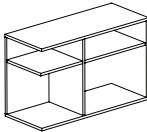
48"L

20"H

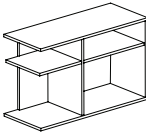
Shown Right Handed - Left handed available.



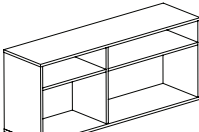
32"L



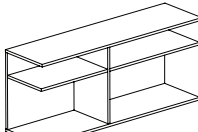
32"L



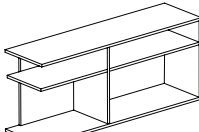
32"L



48"L

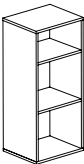


48"L

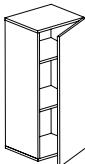


48"L

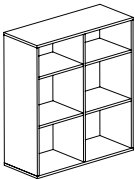
36"H



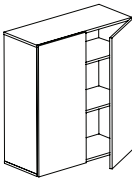
16"L



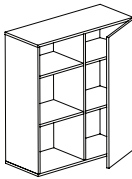
16"L (Right)



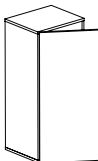
32"L



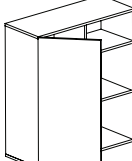
32"L



32"L (Right)



16"L (Left)

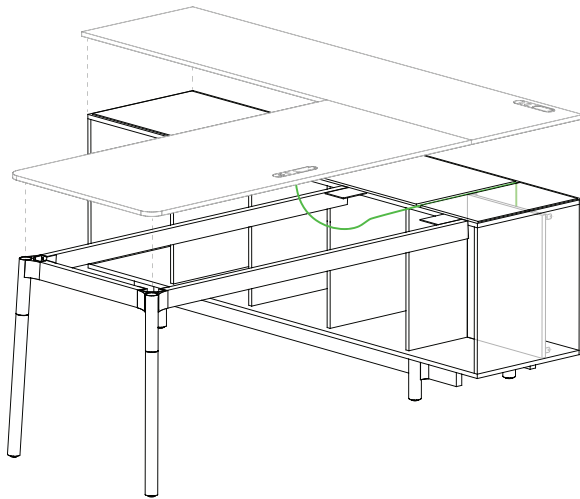


32"L (Left)

Woodstock

Power Information

Worksurface Power



RULES & NOTES

Sub-Surface Trough

Cabling can be directed under the worksurfaces and then over to, and through, the cabinetry without interrupting the sliding doors.

False Panels

A grommet & magnetic wire storage covers are included. The wire storage covers are accessible from the front of the credenza.
Wire Trough= 6"D

Power Strip Included

2 USBs

3 Outlets

Grommet connects to Power Strip that sits inside of Trough

Credenza Concealed Wire Storage



RULES & NOTES

False Panels

A grommet & magnetic wire storage covers are included. The wire trough covers are accessible from the front of the credenza.
Wire Trough= 6"D

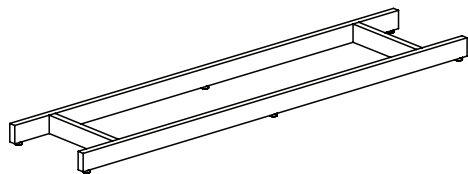
Wire Exit

Wires will feed through a grommet on the bottom of the credenza. Wires will not be visible from the front of the unit.

Woodstock

Base Options

Laminate Plinth Base / 3"H



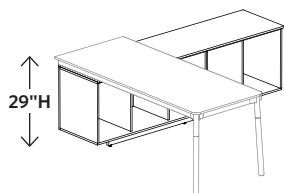
RULES & NOTES

Base Material
Laminate

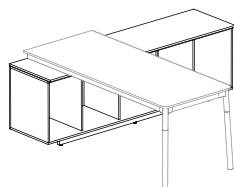
Laminate Finishes
20+ Options

View Laminates
at www.three-h.com/laminates

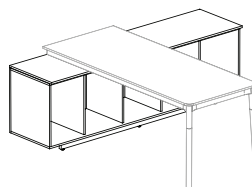
Plinth Base Worksurface Positions



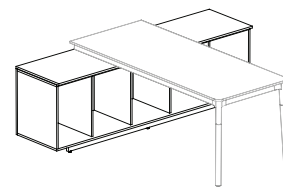
Flush



8" Inset

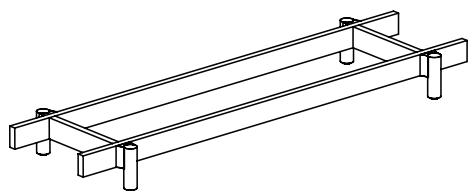


16" Inset



24" Inset

Elevated Base / 6"H



RULES & NOTES

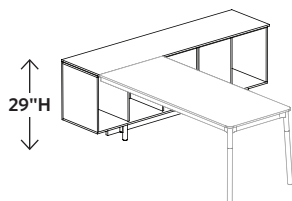
Base Material / Leg Material
Metal or Laminate / Solid Oak or Metal

Metal Finishes
6 Solid Colors

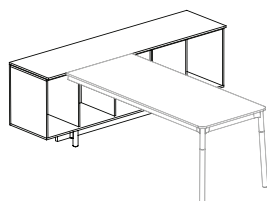
Leg Finishes
6 Solid Colors / 3 stains

Run-Off Worksurface Positions

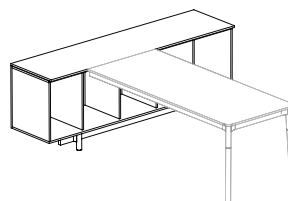
Needs to be specified at time of order; the run-off position cannot be changed.



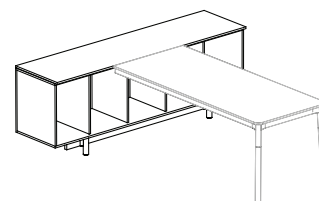
Flush



8" Inset



16" Inset

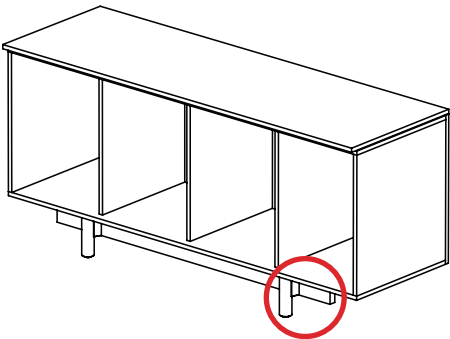


24" Inset

Woodstock

Finishing Options

Elevated Base / 29"H



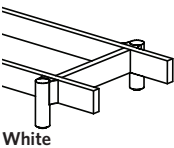
RULES & NOTES

Frame Material
Metal or Laminate (visit three-h.com/laminates)

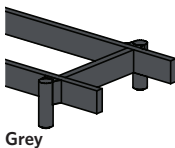
Leg Material
Metal or *Solid Wood

View Finishes
at www.three-h.com/woodstock

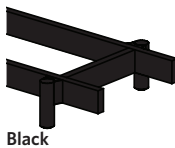
Metal Frame & Leg Finishes



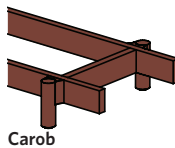
White



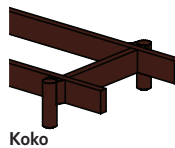
Grey




Black



Carob

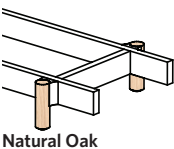


Koko

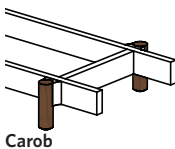


Aged Copper

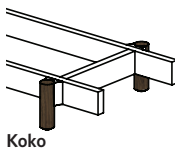
Leg Stains



Natural Oak

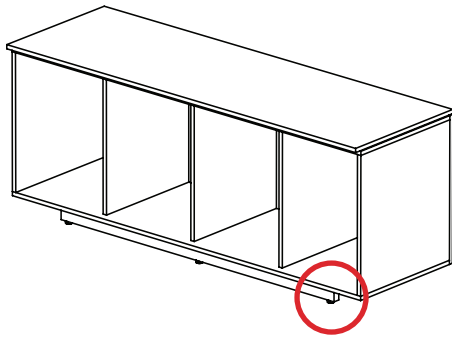


Carob



Koko

*Solid Wood Legs have a visible grain texture

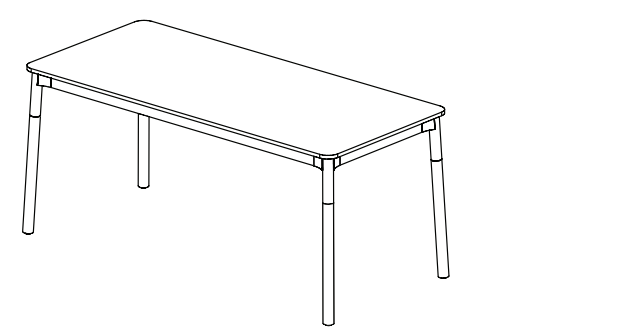
Plinth Base / 26"H**RULES & NOTES**

Base Material
Laminate

Laminate Finishes
20+ Options

View Laminates
at www.three-h.com/laminates

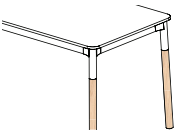
Metal Frame / Solid Wood Legs



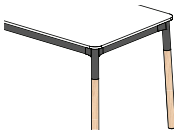
RULES & NOTES

- Frame Material
Metal
- Leg Material
Solid Wood
- Finishes
Available on Woodstock only

Frame Finishes & Leg Stains



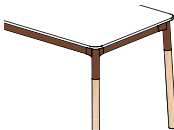
White Frame /
Natural Oak Legs



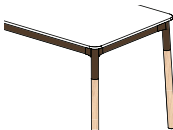
Grey Frame /
Natural Oak Legs



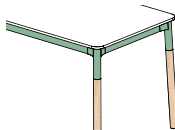
Black Frame /
Natural Oak Legs



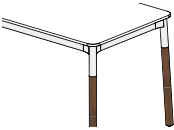
Carob Frame /
Natural Oak Legs



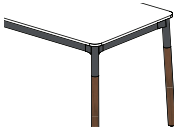
Koko Frame /
Natural Oak Legs



Aged Copper Frame /
Natural Oak Legs



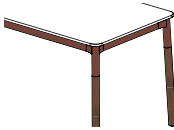
White Frame /
Carob Stained Legs



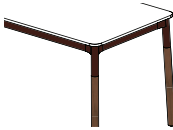
Grey Frame /
Carob Stained Legs



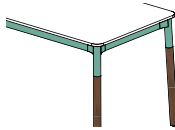
Black Frame /
Carob Stained Legs



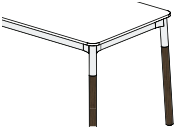
Carob Frame /
Carob Stained Legs



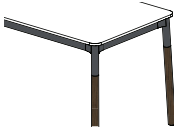
Koko Frame /
Carob Stained Legs



Aged Copper Frame /
Carob Stained Legs



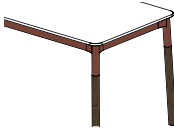
White Frame /
Koko Stained Legs



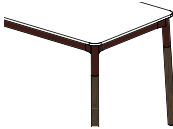
Grey Frame /
Koko Stained Legs



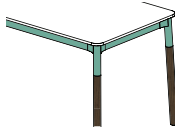
Black Frame /
Koko Stained Legs



Carob Frame /
Koko Stained Legs

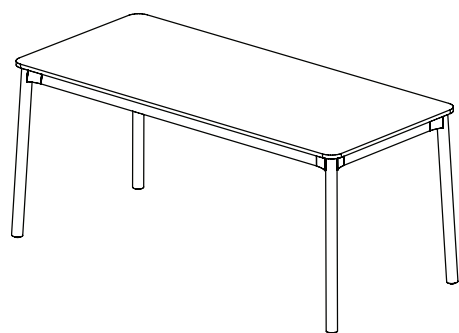


Koko Frame /
Koko Stained Legs



Aged Copper Frame /
Koko Stained Legs

Metal Frame / Metal Legs



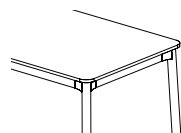
RULES & NOTES

Frame Material
Metal

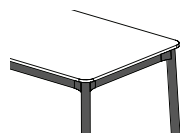
Leg Material
Metal

View Finishes
at www.three-h.com/woodstock

Frame & Leg Finishes



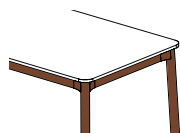
White



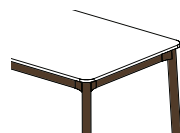
Grey



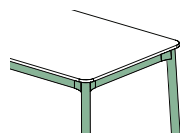
Black



Carob

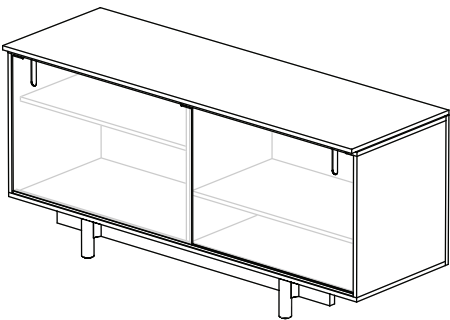


Koko



Aged Copper

Sliding Door & Pull Colors



RULES & NOTES

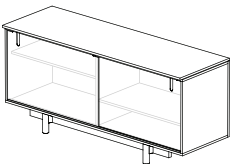
Door Material
PlexiGlass

Pull Material
Metal

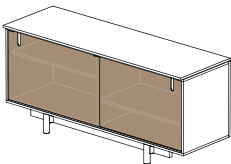
Finishes
Available on Woodstock only

View Finishes
at www.three-h.com/woodstock

Sliding Doors & Door Tracks

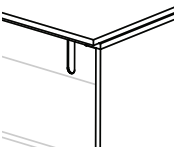


Frosted Door
Clear aluminum with frosted glazing Track

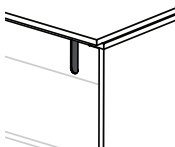


Bronze
Bronze aluminum with bronze glazing Track

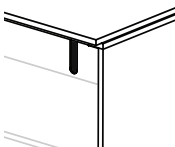
Pull Colors



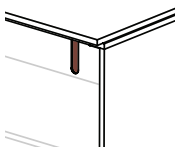
White



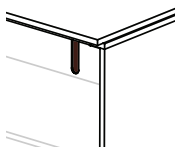
Grey



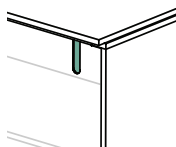
Black



Carob



Koko



Aged Copper

Pedestal Pull Reveal

Matches Door Track Finish (above)

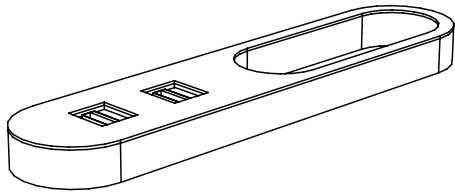


Box File



Door

Woodstock Grommet / 9" x 2"



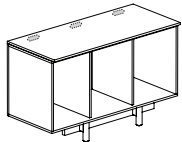
RULES & NOTES

Style
Passthrough / Passthrough + USB

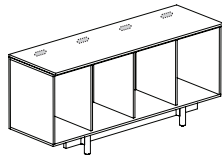
Material
Solid Oak Wood

Finishes
6 Solids

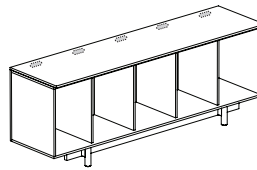
Credenza Grommet Positions



48"L | 3 Bay Credenza
1 Grommet / 3 Positions

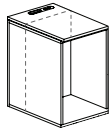


65"L | 4 Bay Credenza
1-2 Grommets / 4 Positions

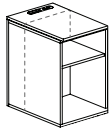


81"L | 5 Bay Credenza
1-2 Grommets / 5 Positions

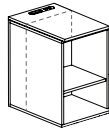
Grommets & Bay Styles



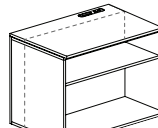
Open +
Wire Trough
& Grommet



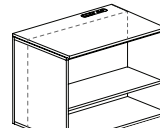
High Shelf +
Wire Trough
& Grommet



Low Shelf +
Wire Trough
& Grommet

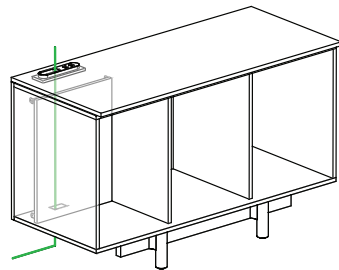


Wide High Shelf +
Wire Trough &
Grommet



Wide Low Shelf +
Wire Trough &
Grommet

Wire Trough

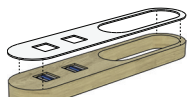
**Wire Trough= 6"D**

The False Back is removeable for easy access.
Powerful magnets are used hold the false back in place.

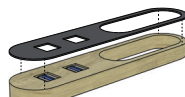
Power Supply for USB

If your grommet is Passthrough + USB, a power
cord will be supplied.

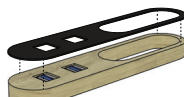
Finishes | Solids & Stains



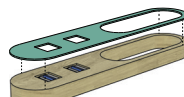
White



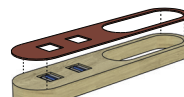
Grey



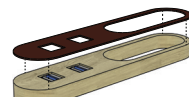
Black



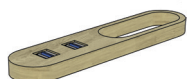
Aged Copper



Carob

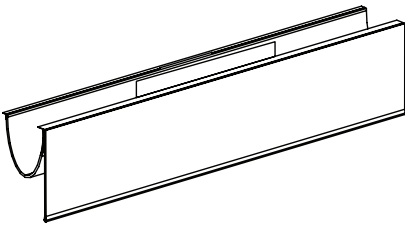


Koko



Natural Oak Stain

Woodstock Modesty & Trough / 48"L



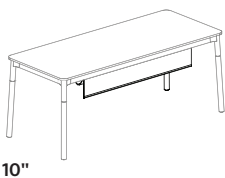
RULES & NOTES

Heights
10"H / 16"H

Material
Felt

Modesty Finishes / Trough Finishes
22 Felt Colors / 1 Felt Color

Heights

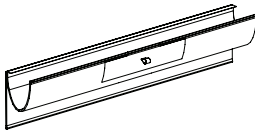


10"

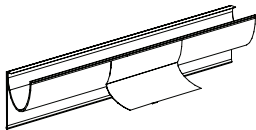


16"

Trough Wire Access




Closed Door




Open Door

Felt Finishes

Three H / Sampled Program



312




382




384


Melange (Extended lead times apply)



261




272




383

Solids (Extended lead times apply)




132



152

Wire Trough Felt



Natural

Metal Paint Finishes / Solid Wood Finishes


Aged Copper



Carob



Koko



White




Grey




Black

Solid Wood Stains (with matte clear coat)

Natural Oak



Carob



Koko

For instructions

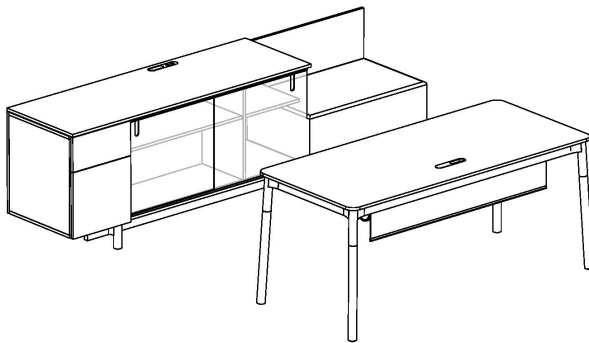
www.three-h.com/instructions/Woodstock-Instructions.pdf

Woodstock

INSTRUCTIONS

General Installation

Credenzas
Fixed, Freestanding, Height Adjustable
Worksurfaces



three h

Three H Furniture Systems Limited

156462 Clover Valley Rd.

New Liskeard, ON

Canada POJ 1P0

T. 1.800.767.5374

F. 1.888.484.5786

customer.service@three-h.com

www.three-h.com

Revision 13, October 2021

© 2021 Three H Furniture Systems Limited. All rights reserved.