

2021

July

# Premiere Select™

SPECIFICATION GUIDE

three h

## Contents

---

### INTRO 2-5

Contents	2
General Information	3
Limited Lifetime Warranty	4
Environmental Sustainability	5

---

### SPECIFICATIONS 6-9

Furniture Specifications	7
Technical Specifications	8
Finish Options	9

---

### TYPICALS 10-14

---

### EDGE APPLICATIONS 15-18

Edge Styles	16
Open Application Edges	17
Wall Application Edges	18

---

### GRAIN DIRECTIONS 19-22

Worksurface Grain Directions	20
Floor Storage Grain Directions	21
Wall Storage Grain Directions	22

---

### GROMMETS/POWER 23-25

Grommets/ Power Modules	24
Module Positions	25

---

### APPLICATION GUIDE 26-32

Desk Bridge Connections	27
Desk Return Connections	28
Freestanding Return Connections	29
Hutch Connections	30
Stacker Connections	31
Desk Shells & Pedestal Connections	32

# Premiere Select™

**The Premiere Select line of private office furniture delivers a super-smart look at an affordable price.**

Always conceived and created in North America, Premiere Select includes our coveted laminate-surface collection, proprietary designs in crafted aluminum accents, limitless selection of painted glass and unique integration of textile components.

Specifying is simple with Premiere Select available on CET Designer, so you have the freedom to quickly create the typicals and configurations that work best with your floorplans. So, you'll always have the flexibility to make Premiere Select furniture your own.

---

**CET***Designer*

Our CET Libraries are listed at no charge, start designing your space at:  
**my.configura.com**

Visit [www.three-h.com](http://www.three-h.com) for downloadable marketing material & images

## Limited Lifetime Warranty

Three H Furniture Systems Limited ('Three H') provides a limited lifetime warranty on all products sold to the original purchaser by a Three H authorized dealer. Three H warrants that its product will remain functional<sup>1</sup> for as long as the original purchaser owns the product. The obligation of Three H under this warranty is to repair or replace with a comparable product or component determined to be defective by Three H at no cost to the original purchaser, FOB purchaser's destination.

---

<sup>1</sup> Remain Functional refers to the products ability to fulfill its original purpose or function.

Updated November 2018

---

### EXCEPTIONS TO THIS WARRANTY MAY INCLUDE:

- Three H provides a full warranty on our bullnose, wavecrest and prestige wood trim and finish for a period of 3 years after date of delivery. After 3 years, the warranty applies to the wood edge only. General wear and fading of the finish after a 3 year period is not considered a defect.
- Three H provides a full warranty on our Workshelf wood legs and finish for a period of 3 years after date of delivery. After 3 years, the warranty applies to the leg only. General wear and fading of the finish after a 3 year period is not considered a defect.
- Variation in laminate finish characteristic including color and texture is not considered a defect.
- All fabrics including tackboards, panels & cushions are warranted for a period of 5 years after date of delivery.
- All lighting products including bulbs, tubes, ballasts and LEDs do not carry a warranty.
- All power related products & components carry a 1 year warranty.
- All electric height adjustable components carry a 5 year warranty.
- Product & components which are not directly manufactured by Three H. In this case warranty is determined by what is offered from the manufacturer of the defective product or component.
- Product that is not sold by a Three H authorized dealer.
- Product that is not installed & maintained in accordance with Three H's guidelines & instructions.
- Product that is damaged by the end user due to misuse, accident, abuse, negligence or shipping.
- Incidental wear to product including scratches & dents occurring from everyday use.
- Product that has been altered or re-configured in any way prior to written approval by Three H.
- Product which has received excessive exposure to U.V rays, heat, water or harsh chemicals.
- Product that has been damaged due to re-installation without the assistance of an authorized Three H dealer or installer.
- Product that has been subject to conditions that exceed the ANSI/BIFMA standards applicable to that product.
- Product that is being used for rental purposes.
- Customers own material (COM) provided at the request of the user is not covered by the Three H warranty.

### WARRANTY CLAIM PROCEDURE

- All warranty claims must be authorized by Three H prior to approval.
- Claims can be directed to Three H's warranty & replacement officer by contacting 1.800.767.5374 or by emailing [claims@three-h.com](mailto:claims@three-h.com).
- Claims must include original order number, as well as a description of return request.
- Three H reserves the right to investigate any of the above mentioned exceptions, request digital photos of the product in question, as well as proof of original ownership prior to warranty approval.

THIS WARRANTY LIABILITY IS LIMITED TO THE REPLACEMENT OF PRODUCT. THREE H WILL NOT BE HELD LIABLE FOR ANY PERSONAL OR PROPERTY DAMAGE AS WELL AS ANY CONSEQUENTIAL OR INCIDENTAL DAMAGE. THIS WARRANTY EFFECTIVE JANUARY 2017 SUPERSEDES ALL PREVIOUS WARRANTIES OFFERED BY THREE H FURNITURE SYSTEMS LIMITED.

### CARE & MAINTENANCE

- Three H laminates can be easily cleaned with warm water and mild soaps. Do not use cleansers which contain abrasives, acids or alkalis.

Cleaners such as Lysol® Brand Clean & Fresh Multi-Surface Cleaner, Lysol® Disinfectant Spray, Clorox™ Disinfecting Wipes, Clorox™ Everest, etc.\* can be safely used on melamine laminates to protect against COVID 19.

\* Products containing Quaternary Ammonium are recommended for melamine surfaces

\* Full EPA List N available at: <https://bit.ly/2UEQOUc>

## Environmental Sustainability

---

### SCS Indoor Advantage Gold – Indoor Air Quality

All Three H casegoods and products meet LEED requirements for EQ Credit: Low-Emitting Materials, Furniture.

### RECYCLED CONTENT

Made in North America using materials containing high levels of recycled content (including the main component – laminated CARB compliant commercial grade particleboard), which contributes to LEED credits.

### CONSTRUCTION WASTE MANAGEMENT

Component packaging materials consist largely of high recycled content cardboard and re-used wood pallets both of which are easily divertable from landfill and contribute to recycling and reuse programs.

### RESOURCE REUSE – FURNITURE AND FURNISHINGS

Easily expandable, reconfigurable and durable, Three H casegoods can be repurposed to serve a broad range of applications throughout its useful life and contribute to Resource Reuse in future projects. The quality of components, simplicity of design, and enhanced reconfigurability combine to make Three H Furniture Systems a valuable, sustainable solution for the office today and tomorrow.

### EXECUTIVE COMMITMENT

Three H is committed to becoming an increasingly more sustainable company by employing policies and practices that look to protect our natural environment, support our local economy and engage with our communities. We aim to make consistent progress towards sustainability in all facets of our operations. We respect the natural, economic and human resources that help sustain our business and strive to communicate our sustainability commitments and progress to our key stakeholders.

**Premiere Select™**

## General Furniture Specifications

## General Furniture Specifications

Premiere Select casegood products are constructed using 5/8" and 1" thick laminate.

Our laminate material is produced using 45lb/ft<sup>3</sup> particleboard, finished both sides with a Thermally Fused Laminate finish (TFL).

### Edge Styles & Laminate Thickness

All Premiere Select products use a 1mm PVC Edge Style by default. 3mm PVC Edge is a readily available upgrade on all worksurfaces. 3mm Prestige Wood Edge is also available by contacting our Customer Service Team.

1mm PVC is applied to all Worksurface Edges. 3mm PVC / 3mm Prestige is either applied to all edges or User & Visitor Sides. This would be applicable if part of the worksurface is against a wall.

All Vertical Edges (panel legs, storage edges, doors and drawers) are edgebanded using 1mm PVC.

See Page 12 for User Side Edge Application diagrams.

All Worksurfaces and Storage Unit Tops are 1" thick laminate.

### Standard Grain Direction

**Worksurfaces:** Standard grain runs parallel to the desk length. Cross grain option available for returns and bridges up to 60"L.

**Laminate Panel Legs:** Vertical grain

**Storage unit uprights/ backs and hutch uprights:** Vertical grain

**Hutch backs:** Horizontal grain

**Wallboards:** Horizontal grain

**Door fronts:** Vertical grain

**Drawer fronts:** Standard grain runs horizontal. Vertical grain matched\* option available.

\*matched between multiple vertical drawers on same cabinet

### Available Laminate & Trim Finishes

All Three H casegood products are available in 20+ standard laminates and 4 textured laminates with matching 1mm and 3mm PVC trim. Solid wood trim option is provided with matching stain/clearcoat or painted finish.

Now offering High Pressure Laminate (HPL) for tops only in 10 specific finishes.

### Fabrics

Select stock fabrics, in varying grades, available from Maharam, Guilford of Maine and CF Stinson.

Fabrics are divided into:

**Panel:** suitable for tackboards

**Upholstery:** mobile pedestal cushions

**Dual Use:** suitable for upholstery and tackboard applications

Fabrics MUST be specified to match their application (*ie. A panel only fabric is not offered for use on a seat cushion, and vice versa*).

COM fabrics can be specified provided they are rated for their intended application. Fabrics must not contain flame retardants. Upholstery fabrics must be rated CA TB117-2013 compliant. Tackboard fabrics must be rated ASTM E84 Class A compliant. It is the specifiers responsibility to provide compliance documentation with COM requests. Heavy weight or fabric grades and patterns that vary greatly from typical properties may be unworkable, Three H requires providing a sample in advance of order to qualify suitability and reserves the right to refuse fabric for any reason. Extended lead times may apply to COM orders.

### Felt

9mm Rigid felt is available as a modesty or tackable panel.

### Acrylic & Back Painted Glass

4mm frosted acrylic is available as a modesty or within the doors of a stacker or hutch. 4mm back painted acrylic is available as a modesty. 4mm back painted glass is available within the doors of a stacker or hutch.

### Standard Metal Support Paints (Excludes Height Adjustable Base)

We have 3 standard finish options.

### Upcharge Metal Support Paints (Excludes Height Adjustable Base)

We have 4 upcharge finish options.

### Height Adjustable Base Finish

Our height adjustable base is available in silver or black only.

### Standard Pulls

All pull options, standard or premium, are available for use with Premiere components.

### Glide / Leveler Adjustment

Desks: 1 1/4" adjustment

Pedestals, Credenzas & Tall Storage: 3/4" adjustment

### Aluminum Components

Clear anodized aluminum extrusions are used for frosted and painted glass door frames, framed acrylic modesty panels and hutch back accessory rails.

### Wire Management

All desks include black plastic J channel wire managers that can be attached to the underside of the surface or the interior side of a gable or modesty.

### Power & Lighting

Plug in desktop power modules can be integrated into worksurfaces or are available as clamp on modules. Modules are available with USB ports. Under hutch plugin task lighting is also available.

W2	Grommet Left	\$25
W3	Grommet Center	\$25
W4	Grommet Right	\$25
W5	Grommet Left & Center	\$50
W6	Grommet Left & Right	\$50
W7	Grommet Center & Right	\$50
W9	Grommet Left, Center & Right	\$100
F2	Flush Mount Power Left	\$325
F3	Flush Mount Power Center	\$325
F4	Flush Mount Power Right	\$325
F5	Flush Mount Power Left & Center	\$650
F6	Flush Mount Power Left & Right	\$650
F7	Flush Mount Power Center & Right	\$650
F9	Flush Mount Power Left, Center & Right	\$975
WF	Grommet Left & Flush Mount Power Right	\$400
FW	Flush Mount Power Left & Grommet Right	\$400

## Technical Specifications

### Worksurfaces

26mm (1") thick thermally fused laminate, Standard 1mm PVC edgeband all sides.

(see additional available edge trim options and detail)

### Laminate Modesty Panels

16mm (5/8") laminate, 1mm PVC edgeband

### Modesty Inset Or Recessed

Desk Shells · Bridges · Returns= 1"

Executive Desks= Full Laminate Modesty 5", Fabric or Felt Modesty 6", Frosted or Painted Acrylic 6"

### Panel Legs

26mm (1") laminate, standard 1mm PVC edgeband

### Post Legs

Powder coated steel

### Desk Height

30" (floor to top with glides fully retracted)

### Clearance Under Desk

29" min.

### Glide Adjustment

1 1/4"

### Grommets

Round 76mm (3") black, silver or white

### Powered Grommets

Rectangle 55.6mm (2.19") x 152.4mm (6") black, silver or white

### Stiffener

A support stiffener\* is applied across free spans over 59" and across mended surfaces

### Pedestal Storage

Standard Cabinet Construction:

16 mm (5/8") laminate uprights.

26 mm (1") laminate bottom inlay between side uprights.

16 mm (5/8") top 1/2 shelf, inlay between sides (mobile pedestals use 16mm full top that overlays side uprights and back), 16 mm (5/8") laminate back.

Open and door units include one 26mm (1") adjustable shelf

Adjustable levelers/glides offer 3/4" of height adjustment

### Door and drawer construction and slides:

16 mm (5/8") laminate doors and drawer fronts edgebanded with 1mm PVC.

Doors and drawers overlay cabinet uprights and top 1/2 shelf

16 mm (5/8") laminate drawer sides and 6mm MDF bottom.

Units with lateral file drawers include file bars.

All file drawers are 16" deep regardless of cabinet depth.

24"L lateral file drawers use full extension 100lb two

tier ball bearing slides.

30" and 36"L lateral file drawers use will use 180lb telescoping slides.

All other file and box drawers (regardless of drawer depth) use 45kg (100lb)

telescopic ball bearing slides with 17" total extension.

Door locks are optional on all laminate doors and must be specified.

Locks are included on all drawer units.

Standard grain direction on doors is vertical.

Standard grain direction on drawer fronts is horizontal.

Vertical grain matched option available.

### Mobile Pedestals:

28"H mobile pedestal fit below all premiere desk products

22"H mobile pedestals are available with an optional seat cushion.

Upholstery rated fabrics must be specified on seat cushions.

2 locking front casters are provided along with an additional center caster on bottom drawer to reduce tipping risk

### Stacking Storage

Standard Storage Stacker Cabinet Construction:

16 mm (5/8") laminate uprights

16 mm (5/8") laminate bottom shelf

16 mm (5/8") top Top shelf

26 mm (1") adjustable shelves

### Doors for Standard Storage Stacker

16 mm (5/8") laminate doors edgebanded with 1mm PVC

Doors and drawers overlay stacker uprights and top shelf.

Aluminum framed glass doors available in frosted or painted glass.

Door locks are optional on laminate doors only and must be specified.

Standard grain direction on doors is vertical.

### Standard Hutch Cabinet Construction:

26 mm (1") laminate uprights

26 mm (1") laminate bottom shelf

16 mm (5/8") top Top shelf

26 mm (1") adjustable shelves

16mm (5/8") hutch back panel

### Doors for Standard Hutch

16 mm (5/8") laminate doors edgebanded with 1mm PVC.

Doors and drawers overlay hutch uprights and top shelf.

Aluminum framed glass doors available in frosted or painted glass.

Door locks are optional on laminate doors only and must be specified.

Standard grain direction on doors is vertical.



## Finish Options

---

Edges will be finished to match the selected worksurface laminate.

We currently carry 20+ Standard Laminate finishes, 6 Textured Laminate finishes and 10 HPL Laminate finishes.

*Learn more at [three-h.com/finishes](https://three-h.com/finishes)*

### Standard Laminates

Almond  
Autumn Cherry  
Black  
Bleached Oak  
Clay  
Dark Suede  
Earth  
Grey  
Hazelnut  
Mahogany  
Mocha Walnut  
Nightfall Cocoa  
Oiled Cherry  
Oyster Sandstone  
Riveria Maple  
Sea Grey Rift  
Space Grey  
Storm Grey  
Stream Walnut  
Sugar Maple  
Sunset  
Tuxedo  
White

### Textured Laminates

Ashed Oak  
Fumed Oak  
Light Oak  
Natural Rift  
Sap Walnut  
Stone Rift

### HPL Laminates

Bleached Oak  
Grey  
Mocha Walnut  
Nightfall Cocoa  
Riviera Maple  
Sea Grey Rift  
Stream Walnut  
Sugar Maple  
Tuxedo  
White

### Standard Metal Base Paints

Matte Black  
Matte White  
Silver

### Upcharged Metal Base Paints

Aged Copper  
Carob  
Graphite  
Koko

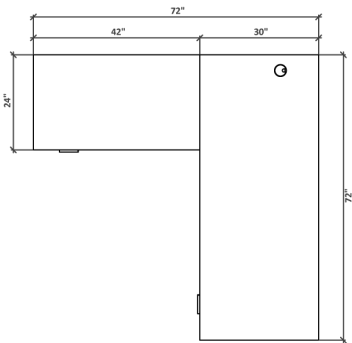
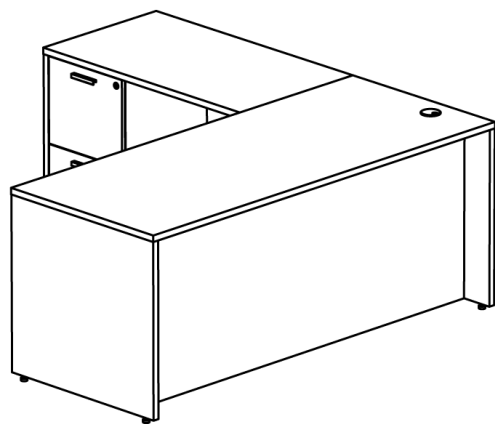
**Please note that for large projects, custom paint color on metal bases is available for an additional upcharge.**

**Premiere Select™**

Typicals

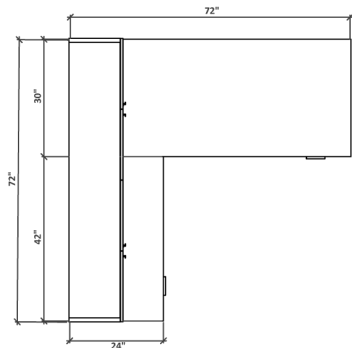
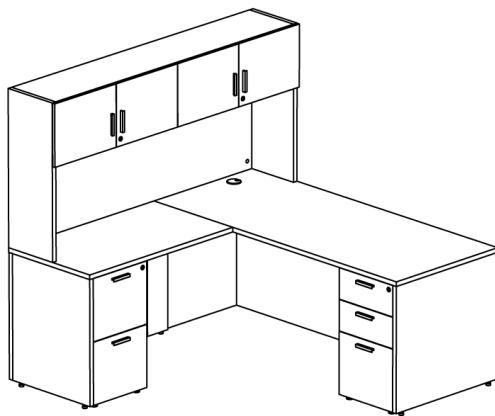
Typicals

473623



ITEM	L x D x H
Desk Main   Grommet Left, 1mm PVC PSDM7230LF-W2SO22	72 x 30 x 30
Desk Return   Left Return, 1mm PVC PSDR4224LF-W0SO22	42 x 24 x 30
File Drawer Pedestal PSP41618FH-1122	16 x 18 x 29
Box / File Drawer Pedestal PSP51618CH-1122	16 x 18 x 29

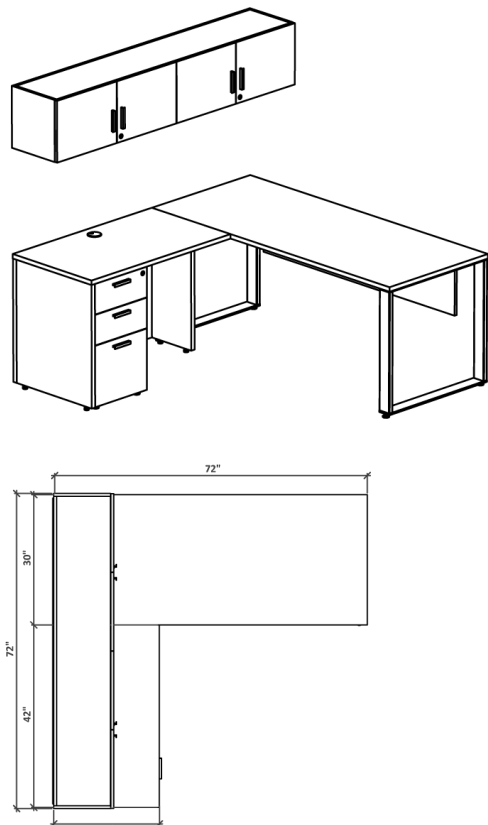
473624



ITEM	L x D x H
Desk Main   Grommet Left, 1mm PVC PSDM7230LF-W2SO22	72 x 30 x 30
Desk Return   Left Return, 1mm PVC PSDR4224LF-W0SO22	42 x 24 x 30
Hutch   Desk Mounted, Laminate Doors PSH172143514LL-011220	72 x 14 x 35
File Drawer Pedestal PSP41618FH-1122	16 x 18 x 29
Box / File Drawer Pedestal PSP51618CH-1122	16 x 18 x 29

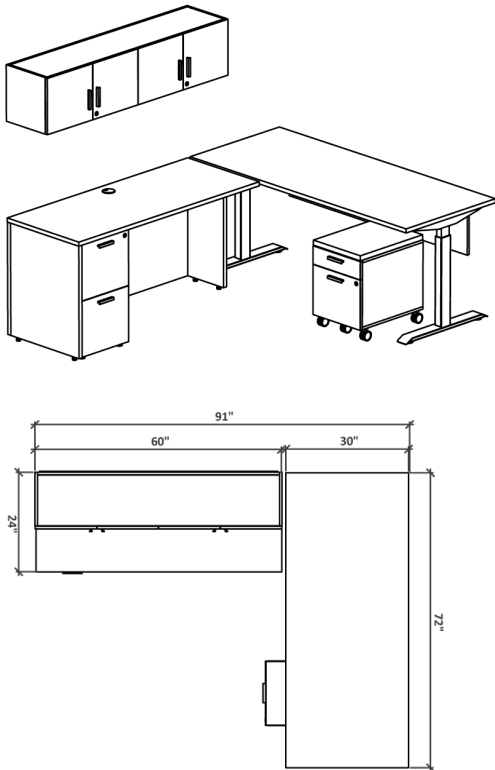
Typicals

473625



ITEM	L x D x H
Frame Leg Desk   14"H Laminate Modesty, 1mm PVC PSDF7230FFL2-W0SO222	72 x 30 x 30
Desk Return   Left Return, 1mm PVC, Centered Grommet PSFR4224LF-W3SO22	42 x 24 x 30
Box/ File Drawer Pedestal PSP51618CH-1122	16 x 18 x 29
Hutch   Wall Mounted, Laminate Doors PSW1721414L-1122	72 x 14 x 14

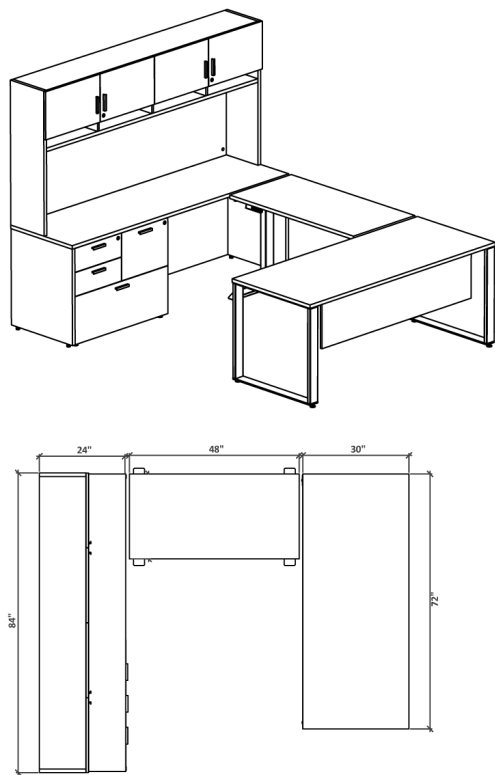
473626



ITEM	L x D x H
UpSide Worksurface   1mm PVC, 14"H Laminate Modesty PSAS72302L2-W0SO220	72 x 30 x 30
Freestanding Desk Return   Left Return, 1mm PVC PSFR6024LF-W3SO22	60 x 24 x 30
Hutch   Wall Mounted, Laminate Doors PSW1601414L-1122	60 x 14 x 14
File Drawer Pedestal PSP41618FH-1122	16 x 18 x 29
Mobile Box / File Drawer Pedestal   Cushion Top PSM5162122CCH-11222	16 x 21 x 22

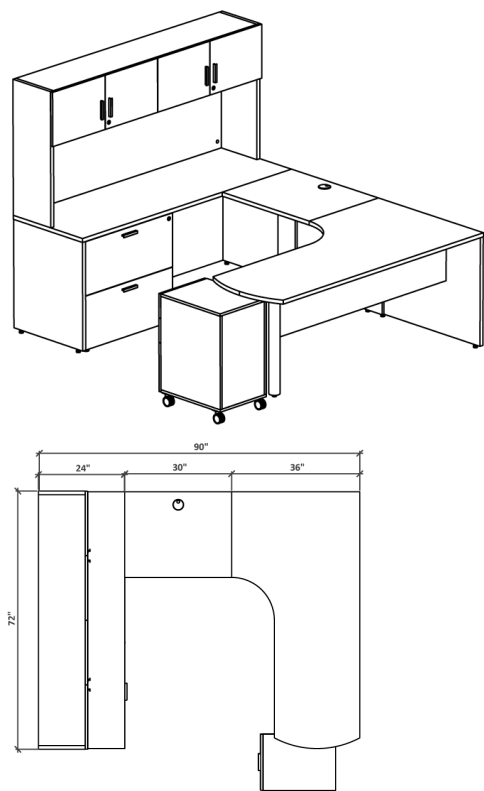
Typicals

473631



ITEM	L x D x H
UpSide Worksurface   1mm PVC PSAS72302L2-W0SO220	48 x 24 x 30
Frame Leg Desk   14"H Laminate Modesty, 1mm PVC PSDF7230FFL2-W0SO220	72 x 30 x 30
Desk Shell   1mm PVC PSDS8424F-W0SO22	84 x 24 x 30
Lateral Box/ File Drawer Pedestal PSP33621GH-1122	36 x 21 x 29
Hutch   Desk Mounted, Laminate Doors, 21"H Bins PSW1721414L-1122	84 x 14 x 42

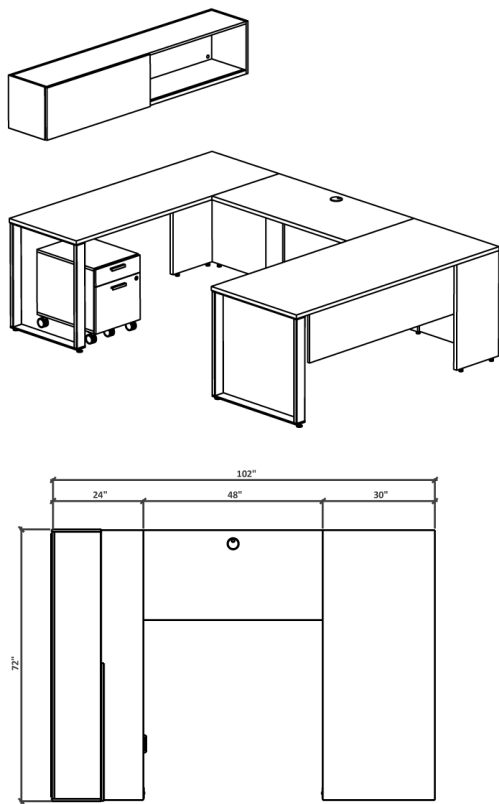
473633



ITEM	L x D x H
Corner Peninsula Desk   1mm PVC, Arc End, Round Post Leg, Laminate Modesty PSCP723624RARR3L-W0SO220	72 x 36 x 30
Desk Bridge   1mm PVC, Centered Grommet PSDB3024F-W3SO22	30 x 24 x 30
Desk Shell   1mm PVC PSDS7224F-W0SO22	72 x 24 x 30
Hutch   Desk Mounted, Laminate Doors PSH172143514LL-010220	72 x 14 x 35
File Drawer Pedestal PSP43018FH-1122	30 x 18 x 29
Mobile Box / File Drawer Pedestal PSM5162128SCH-11220	16 x 21 x 28

Typicals

473635



ITEM	L x D x H
Frame Leg Desk   14"H Laminate Modesty, 1mm PVC, L Leg Right PSDF7224FL00-W0SO220	48 x 24 x 30
Frame Leg Desk   14"H Laminate Modesty, 1mm PVC PSDF7230FFL2-W0SO220	72 x 30 x 30
Desk Shell   1mm PVC PSDS8424F-W0SO22	84 x 24 x 30
Lateral Box/ File Drawer Pedestal PSP33621GH-1122	36 x 21 x 29
Hutch   Desk Mounted, Laminate Doors, 21"H Bins PSW1721414L-1122	84 x 14 x 42

**Premiere Select™**

## EDGE APPLICATIONS

Edge Styles



**1mm PVC**  
Standard Edge  
Matched to laminate



**3mm PVC**  
Upgraded Edge  
Matched to laminate



**3mm Prestige**  
Upgraded Wood Edge  
Matched to laminate with stain



1mm PVC

3mm PVC

3mm Prestige

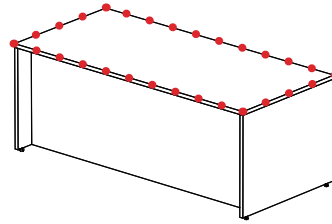


## Edge Applications

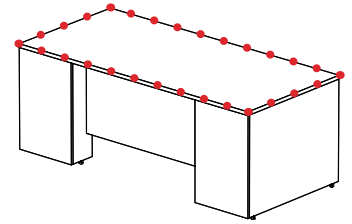
### Open Application

Open Application edgebanding is available for all edge styles.

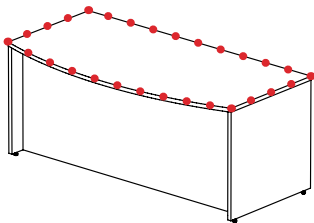
The red dotted lines show the Open Applications for 1mm PVC, 3mm PVC and 3mm Prestige.



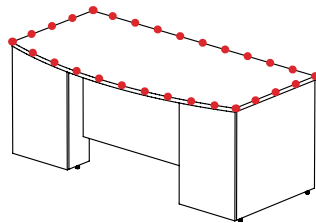
**PSDM | Main Desk**  
All Sides



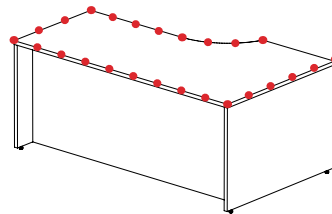
**PSDM | Main Desk**  
All Sides



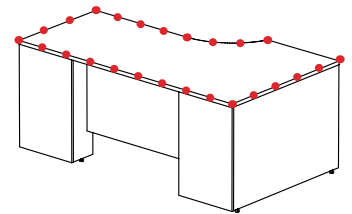
**PSDA | Main Arc Front Desk**  
All Sides



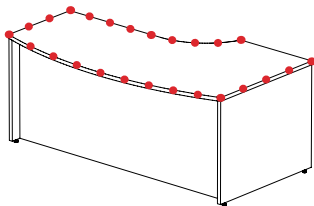
**PSDA | Main Arc Front Desk**  
All Sides



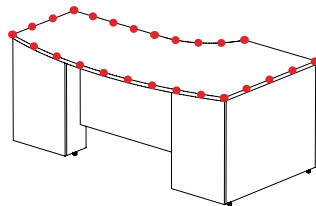
**PSCM | Main Corner Desk**  
All Sides (1mm PVC)  
4 Sides (3mm PVC/ Prestige)



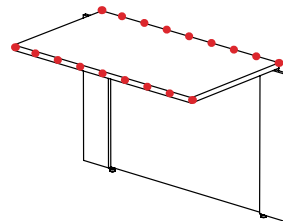
**PSCM | Main Corner Desk**  
All Sides (1mm PVC)  
4 Sides (3mm PVC/ Prestige)



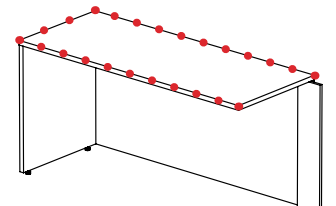
**PSCA | Main Corner Arc Front Desk**  
All Sides (1mm PVC)  
4 Sides (3mm PVC/ Prestige)



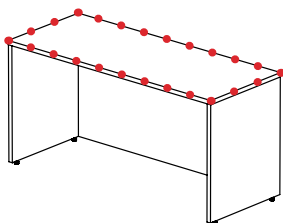
**PSCA | Main Corner Arc Front Desk**  
All Sides (1mm PVC)  
4 Sides (3mm PVC/ Prestige)



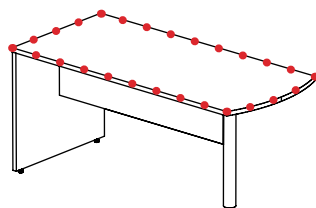
**PSDB | Bridge Desk**  
All Sides (1mm PVC)  
2 Sides (3mm PVC/ Prestige)



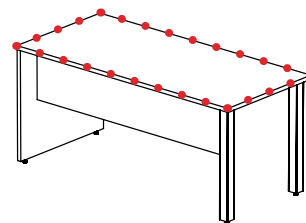
**PSDR | Return Desk**  
All Sides (1mm PVC)  
3 Sides (3mm PVC/ Prestige)



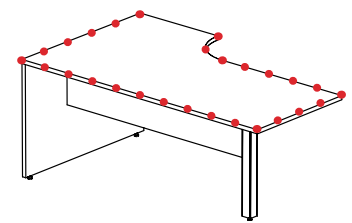
**PSDS | Shell Desk**  
All Sides



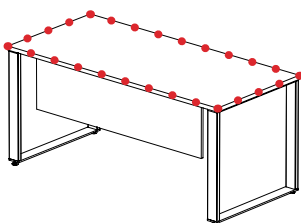
**PSDP | Peninsula Desk**  
All Sides



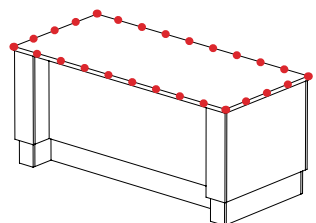
**PSDI | Island Desk**  
All Sides



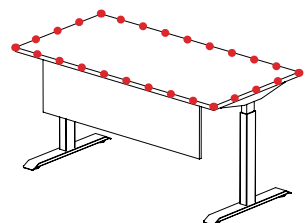
**PSCP | Corner Peninsula Desk**  
All Sides (1mm PVC)  
4 Sides (3mm PVC/ Prestige)



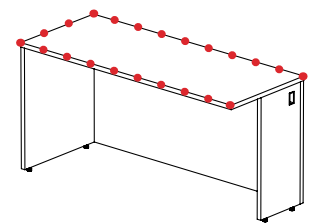
**PSDF | Frame Leg Desk**  
All Sides



**PSAE | Executive Height Adjustable**  
All Sides



**PSAS | Return Height Adjustable**  
All Sides



**PSFR | Freestanding Return Desk**  
All Sides (1mm PVC)  
3 Sides (3mm PVC/ Prestige)

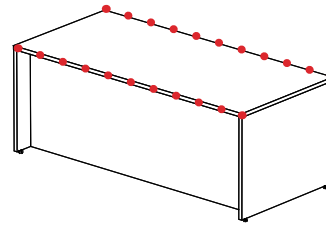
## Edge Applications

### Wall Application

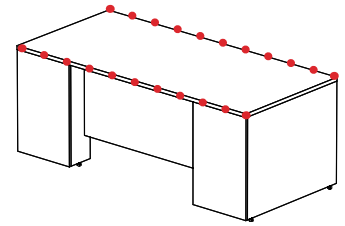
Worksurfaces edgebanded in 3mm PVC or 3mm Prestige that will be flush against a wall have the option of Wall Application.

The edges that are finished in 3mm PVC or 3mm Prestige vary depending on the desk and the remaining edges are finished in 1mm PVC.

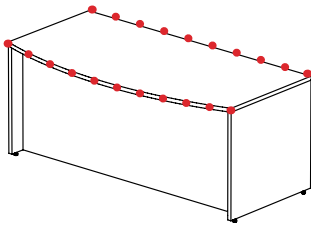
The red dotted lines show the Wall Applications for 3mm PVC and 3mm Prestige.



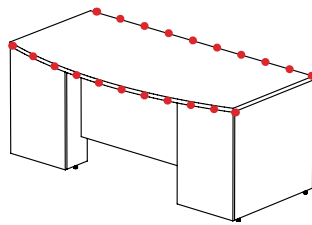
**PSDM | Main Desk**  
User & Visitor Side



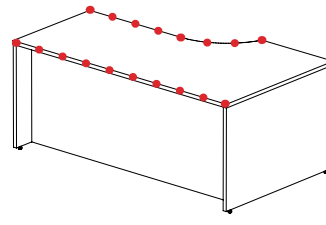
**PSDM | Main Desk**  
User & Visitor Side



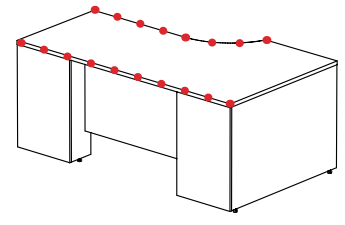
**PSDA | Main Arc Front Desk**  
User & Visitor Side



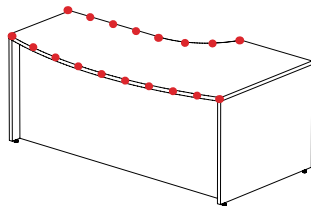
**PSDA | Main Arc Front Desk**  
User & Visitor Side



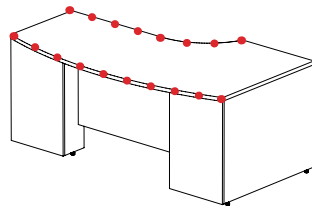
**PSCM | Main Corner Desk**  
User & Visitor Side



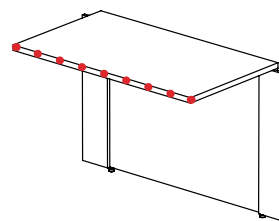
**PSCM | Main Corner Desk**  
User & Visitor Side



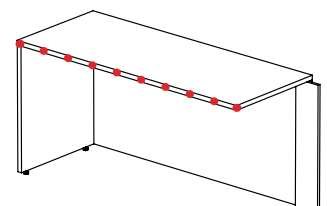
**PSKA | Main Corner Arc Front Desk**  
User & Visitor Side



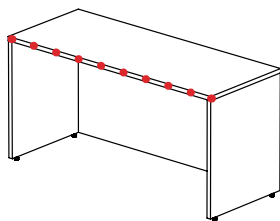
**PSKA | Main Corner Arc Front Desk**  
User & Visitor Side



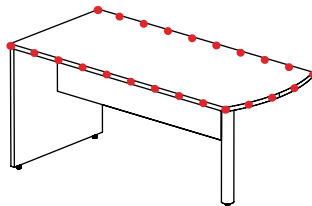
**PSDB | Bridge Desk**  
User Side Only



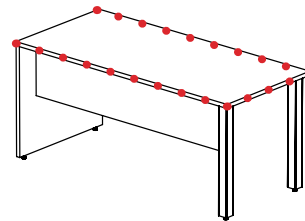
**PSDB | Bridge Desk**  
User Side Only



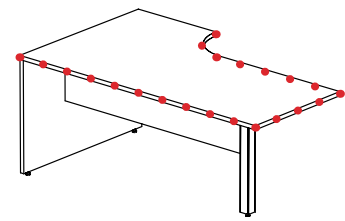
**PSDS | Shell Desk**  
User Side Only



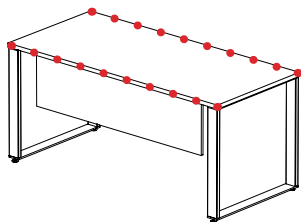
**PSDP | Peninsula Desk**  
User, Visitor Side & Open End



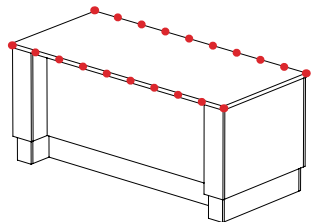
**PSDI | Island Desk**  
User, Visitor Side & Open End



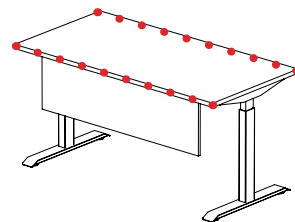
**PSCP | Corner Peninsula Desk**  
User, Visitor Side & Open End



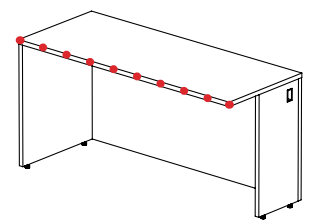
**PSDF | Frame Leg Desk**  
Laminate Modesty Style



**PSAE | Executive Height Adjustable**  
Laminate Modesty Style



**PSAS | Return Height Adjustable**  
Laminate Modesty Style



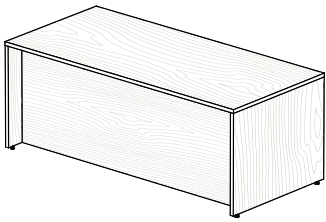
**PSFR | Freestanding Return Desk**  
Laminate Modesty Style

**Premiere Select™**

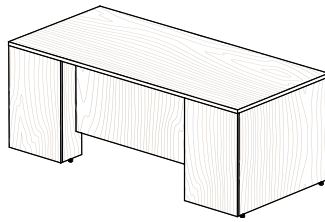
GRAIN DIRECTION

## Grain Direction

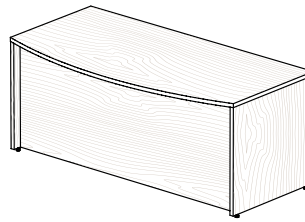
### Worksurfaces



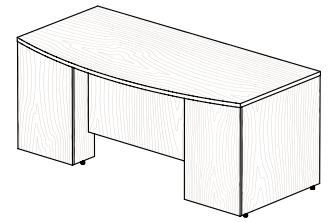
**PSDM | Main Desk**  
Full Modesty Style



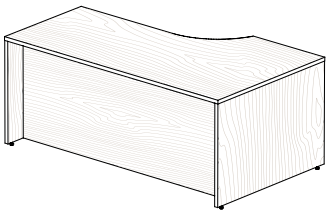
**PSDM | Main Desk**  
Inset Modesty Style



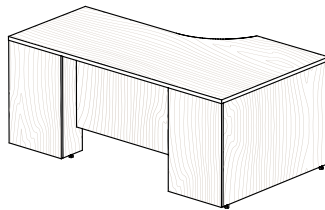
**PSDA | Main Arc Front Desk**  
Full Modesty Style



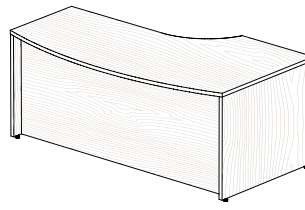
**PSDA | Main Arc Front Desk**  
Inset Modesty Style



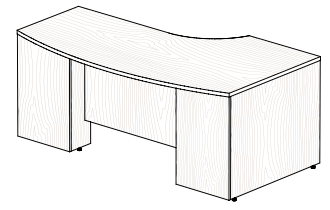
**PSCM | Main Corner Desk**  
Full Modesty Style



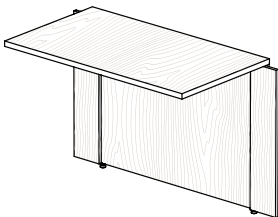
**PSCM | Main Corner Desk**  
Inset Modesty Style



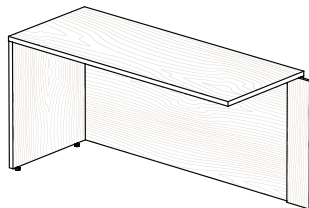
**PSCA | Main Corner Arc Front Desk**  
Full Modesty Style



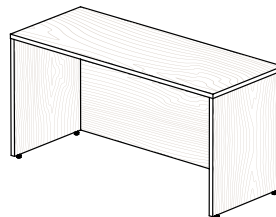
**PSCA | Main Corner Arc Front Desk**  
Inset Modesty Style



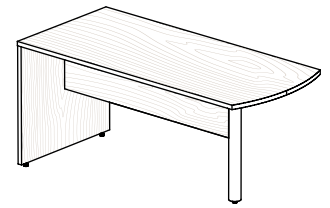
**PSDB | Bridge Desk**  
Full Modesty Style



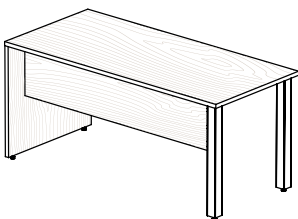
**PSDB | Bridge Desk**  
Full Modesty Style



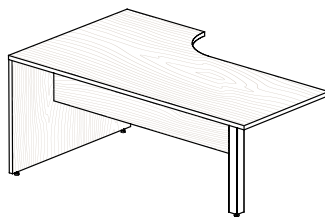
**PSDS | Shell Desk**  
Full Modesty Style



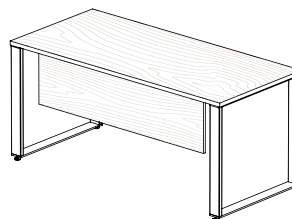
**PSDP | Peninsula Desk**  
Laminate Modesty Style



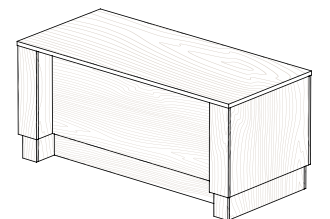
**PSDI | Island Desk**  
Laminate Modesty Style



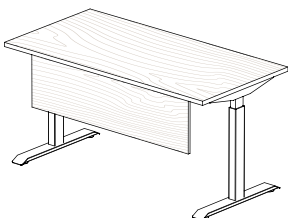
**PSCP | Corner Peninsula Desk**  
Laminate Modesty Style



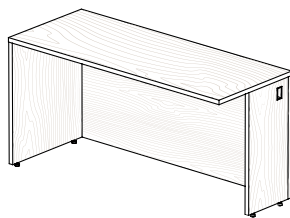
**PSDF | Frame Leg Desk**  
Laminate Modesty Style



**PSAE | Executive Height Adjustable**  
Laminate Modesty Style



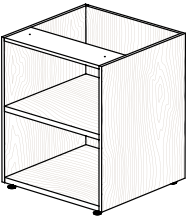
**PSAS | Return Height Adjustable**  
Laminate Modesty Style




**PSFR | Freestanding Return Desk**  
Laminate Modesty Style

Grain Direction

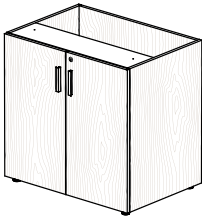
Floor Storage



PSP0 | Pedestal  
Open Style



PSP1 | Pedestal  
Single Door Style



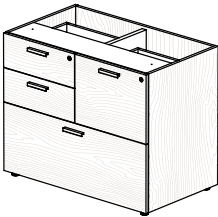
PSP2 | Pedestal  
Double Door Style



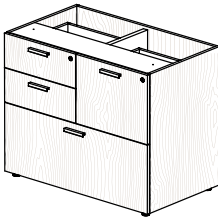
PSP4 | Pedestal  
File/ File Horizontal Grain



PSP4 | Pedestal  
File/ File Vertical Grain



PSP3 | Pedestal  
Lateral Box Box File Horizontal Grain



PSP3 | Pedestal  
Lateral Box Box File Vertical Grain



PSP5 | Pedestal  
Box Box File Horizontal Grain



PSP5 | Pedestal  
Box Box File Vertical Grain




PSP6 | Pedestal  
Box Horizontal Grain



PSP6 | Pedestal  
Box Vertical Grain




PSM4 | Mobile Pedestal  
File File Horizontal Grain



PSM4 | Mobile Pedestal  
File File Vertical Grain



PSM5 | Mobile Pedestal  
Box File Horizontal Grain



PSM5 | Mobile Pedestal  
Box File Vertical Grain




PSM6 | Mobile Pedestal  
Box Horizontal Grain



PSM6 | Mobile Pedestal  
Box Vertical Grain

Grain Direction

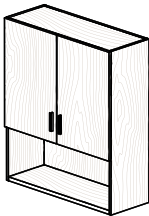
Worksurface & Wall Storage



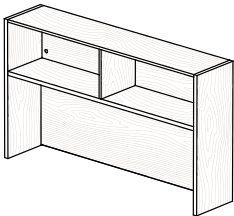
**PSS0 | Stacker**  
Open Style



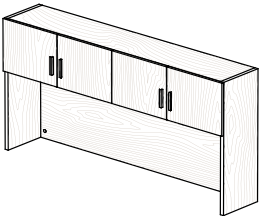
**PSS1 | Stacker**  
Single Door Style



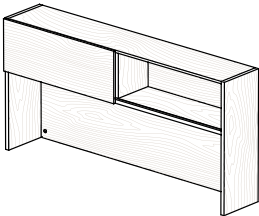
**PSS2 | Stacker**  
Double Door Style



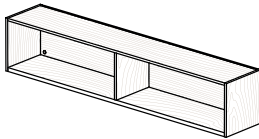
**PSH0 | Desk Mounted Hutch**  
Open Style



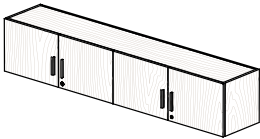
**PSH1 | Desk Mounted Hutch**  
Laminate Door Style



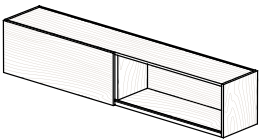
**PSH2 | Desk Mounted Hutch**  
Sliding Door Style



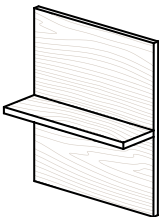
**PSW0 | Wall Mounted Hutch**  
Open Style



**PSW1 | Desk Mounted Hutch**  
Laminate Door Style



**PSW2 | Wall Mounted Hutch**  
Sliding Door Style



**PSB2 | Wallboard**  
All Styles

**Premiere Select™**

GROMMETS / POWER



Grommets / Power

Power Options


Round Grommet

2.62" Dia x 3.51"L  
Available Gray, Black & White  
Fits our 2" Grommet hole



Round USB

2.1A/10.5W USB, Dual Charging Port  
72"L Standard Cord with NEMA 5-15 Straight Plug  
2.62" Dia x 3.51"L  
Fits our 2" grommet hole  
Available Gray, Black & Gloss White



Round Receptacle

15A/120V AC Tamper Resistant Power Receptacle  
72"L Standard Cord with NEMA 5-15 Straight Plug  
2.62" Dia x 3.51"L  
Fits our 2" grommet hole  
Available Gray, Black & Gloss White



Wireless Charging

10-Watt Qi Fast-Charging Platform  
1.8A/9V Input; 2A/9V Output AC Adapter  
Capable of charging Qi 5W, iPhone 7.5W fast-charging, and Samsung 10W fast-charging devices  
Fits our 2" grommet hole  
Available in Black only



Flush Mount Power

2 AC 15 Amp 120 Volt Power Outlets  
(2) 2.1 Amp 10.5 Watt USB Charging Ports  
6.52"L x 2.8"W  
120"L three prong power cord  
Available Gray, Black & Gloss White



Under Surface Mount Power

2 AC 15 Amp 120 Volt Power Outlets  
(2) 2.1 Amp 10.5 Watt USB Charging Ports  
6"L x 2.8"W  
120"L three prong power cord  
Available Gray, Black & Gloss White





## Grommets / Power

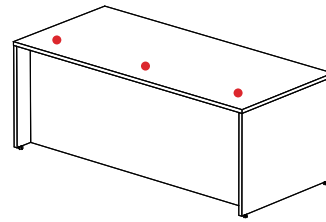
### Positions

Worksurfaces have the option of Grommets to pass wires through or Flush Mount Power modules. Flush Mount Power modules have two outlets and two USB ports.

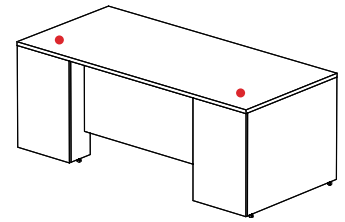
The Grommet/ Power positions vary depending on the desk.

The red dots show the ALL possible positions per desk.

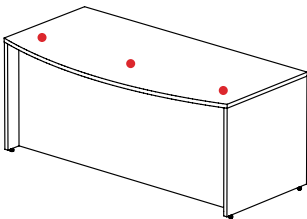
Round power accessories require a desk to be specified with grommets.



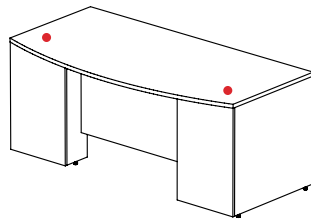
**PSDM | Main Desk**  
Grommet and/or Flush Mount



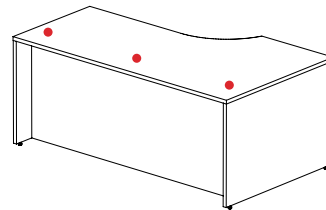
**PSDM | Main Desk**  
Grommet and/or Flush Mount



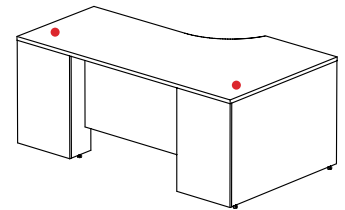
**PSDA | Main Arc Front Desk**  
Grommet and/or Flush Mount



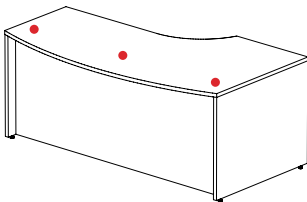
**PSDA | Main Arc Front Desk**  
Grommet and/or Flush Mount



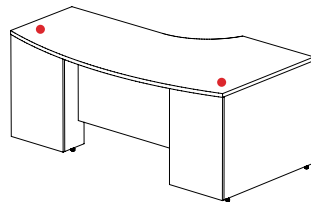
**PSCM | Main Corner Desk**  
Grommet and/or Flush Mount



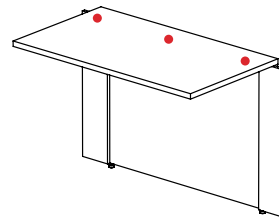
**PSCM | Main Corner Desk**  
Grommet and/or Flush Mount



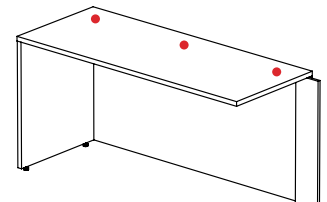
**PSCA | Main Corner Arc Front Desk**  
Grommet and/or Flush Mount



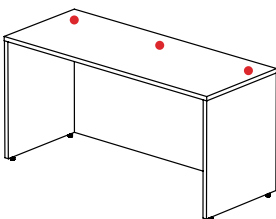
**PSCA | Main Corner Arc Front Desk**  
Grommet and/or Flush Mount



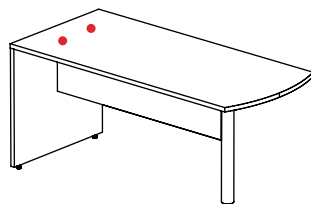
**PSDB | Bridge Desk**  
Grommet and/or Flush Mount



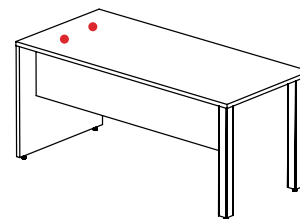
**PSDB | Bridge Desk**  
Grommet and/or Flush Mount



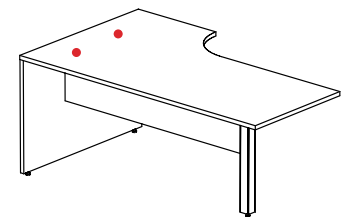
**PSDS | Shell Desk**  
Grommet and/or Flush Mount



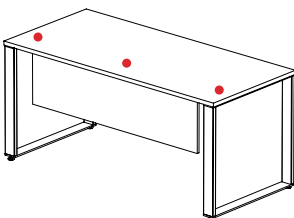
**PSDP | Peninsula Desk**  
Grommet or Flush Mount



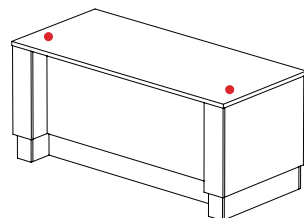
**PSDI | Island Desk**  
Grommet or Flush Mount



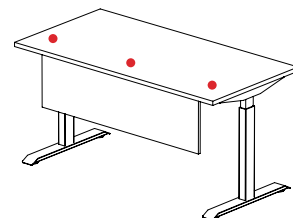
**PSCP | Corner Peninsula Desk**  
Grommet or Flush Mount



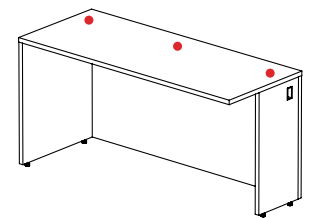
**PSDF | Frame Leg Desk**  
Grommet and/or Flush Mount



**PSAE | Executive Height Adjustable**  
Grommet



**PSAS | Return Height Adjustable**  
Grommet



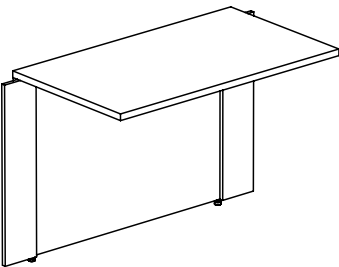
**PSFR | Freestanding Return Desk**  
Grommet and/or Flush Mount

**Premiere Select™**

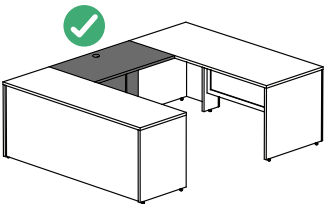
## APPLICATION GUIDE

Application Guide

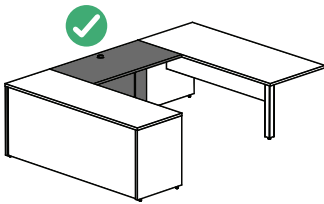
Desk Bridge Connections



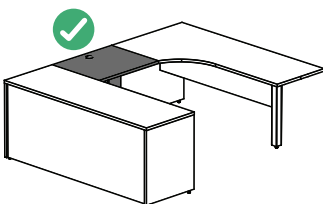
Desk Bridges are connected to other worksurfaces using an inset modesty that extends as a gusset to connect to the gables on the unit it is connected to. Mending plates and stiffeners (if necessary) connect the tops together.



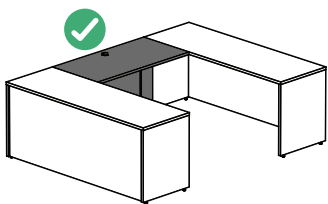
PSDM Main Desk +  
PSDB Desk Bridge +  
PSDS Desk Shell  
**GOOD**



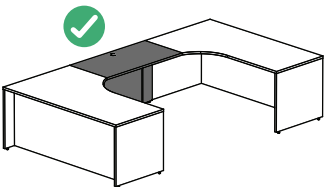
PSDS Desk Shell +  
PSDB Desk Bridge +  
PSDP Desk Peninsula  
**GOOD**



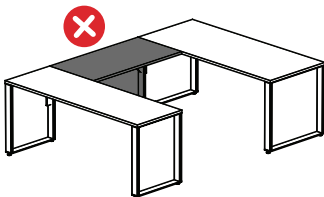
PSDS Desk Shell +  
PSDB Desk Bridge +  
PSDP Desk Corner Peninsula  
**GOOD**



PSDS Desk Shell +  
PSDB Desk Bridge +  
PSDS Desk Shell  
**GOOD**



PSCM Corner Desk +  
PSDB Desk Bridge +  
PSCM Corner Desk  
**GOOD**



PSDF Desk Frame Leg +  
PSDB Desk Bridge +  
PSDF Desk Frame Leg  
**BAD**

Stiffener Sizes

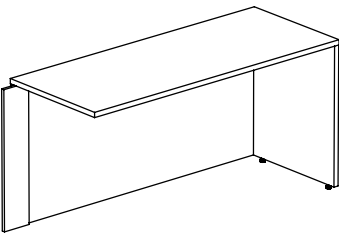
39"L	GEAS39-D	\$70
45"L	GEAS45-D	\$95
57"L	GEAS57-D	\$105
69"L	GEAS69-D	\$110

Stiffeners are required when a freespan distance is 60"L or longer. Freespan is the clearance between two supports that goes directly from the underside of the surface right to the ground. Examples of that support can be a pedestal or gable.

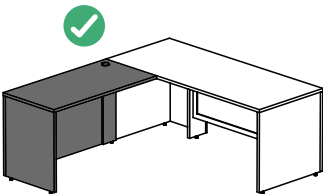
Most Bridge Connections will require a stiffener to be added.

Application Guide

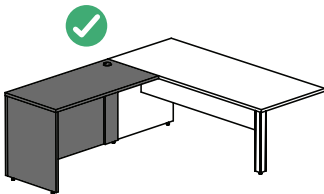
Desk Return Connections



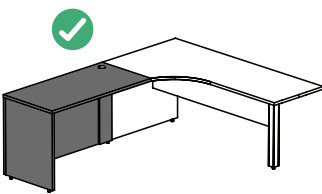
Desk Returns are connected to other worksurfaces using an inset modesty that extends as a gusset to connect to the gables on the unit it is connected to. Mending plates and stiffeners (if necessary) connect the tops together.



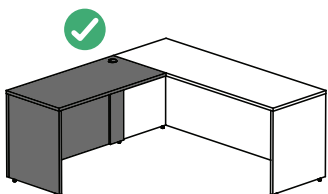
PSDM  
PSDR  
Main Desk +  
Desk Return  
**GOOD**



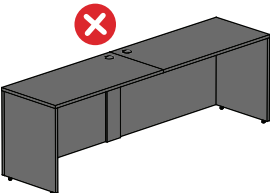
PSDP  
PSDR  
Peninsula Desk +  
Desk Return  
**GOOD**



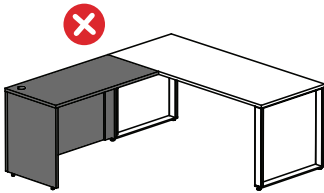
PSCP  
PSDR  
Corner Peninsula Desk +  
Desk Return  
**GOOD**



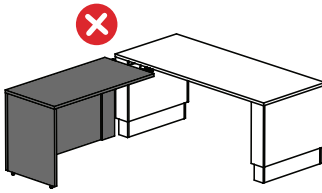
PSDS  
PSDR  
Desk Shell +  
Desk Return  
**GOOD**



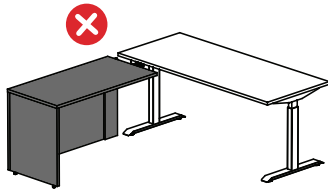
PSDR  
PSDR  
Desk Return +  
Desk Return  
**BAD**



PSDF  
PSDR  
Desk Frame Leg +  
Desk Return  
**BAD**



PSAE  
PSDR  
Height Adjustable Desk +  
Desk Return  
**BAD**



PSAS  
PSDR  
Height Adjustable Return +  
Desk Return  
**BAD**

Stiffener Sizes

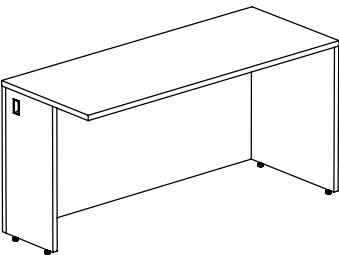
39"L	GEAS39-D	\$70
45"L	GEAS45-D	\$95
57"L	GEAS57-D	\$105
69"L	GEAS69-D	\$110

Stiffeners are required when a freespan distance is 60"L or longer. Freespan is the clearance between two supports that goes directly from the underside of the surface right to the ground. Examples of that support can be a pedestal or gable.

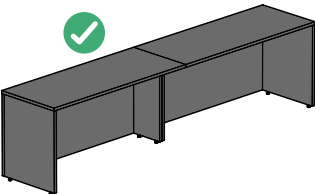
Most Desk Returns will require a stiffener to be added.

Application Guide

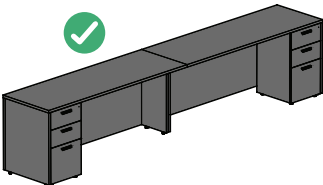
Freestanding Desk Return Connections



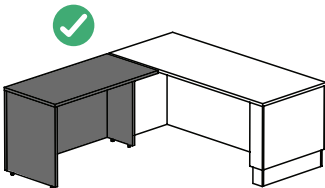
Freestanding Desk Returns are not connected to other worksurfaces. They pair well with Height Adjustable Worksurfaces or grouped with other Freestanding Desk Returns.



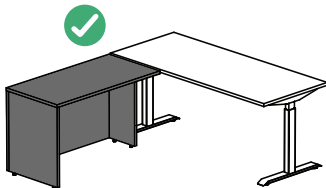
PSFR PSFR  
Freestanding Desk Return + Freestanding Desk Return  
**GOOD (up to 120"L)**



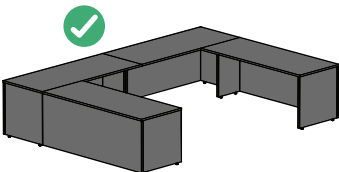
PSFR PSP5  
Freestanding Desk Return + Box File Drawer + Freestanding Desk Return + Box File Drawer  
**GOOD (up to 144"L)**



PSFR PSAE  
Freestanding Desk Return + Executive Height Adjustable  
**GOOD**



PSFR PSAE  
Freestanding Desk Return + Height Adjustable Return  
**GOOD**



PSFR PSFR PSFR  
Freestanding Desk Return + Freestanding Desk Return + Freestanding Desk Return + Freestanding Desk Return  
**GOOD**

Stiffener Sizes

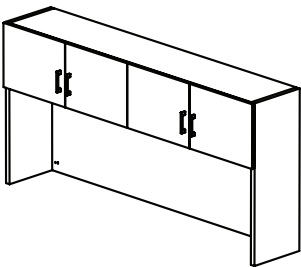
39"L	GEAS39-D	\$70
45"L	GEAS45-D	\$95
57"L	GEAS57-D	\$105
69"L	GEAS69-D	\$110

Stiffeners are required when a freespan distance is 60"L or longer. Freespan is the clearance between two supports that goes directly from the underside of the surface right to the ground. Examples of that support can be a pedestal or gable.

Most Freestanding Desk Returns will require a stiffener to be added.

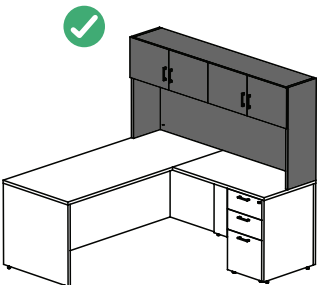
Application Guide

Hutch Connections

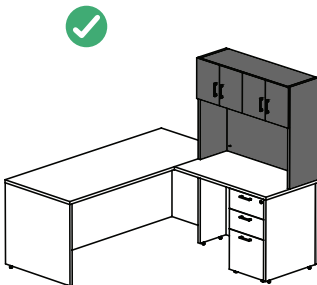


Hutches are either mounted to worksurfaces or directly to a wall. Hutch uprights must be supported below surface by a desk leg or pedestal storage unit.

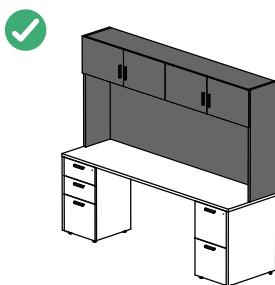
Addition of pedestal storage is required for freestanding straight desk shell applications, otherwise units are only suitable for use against a wall.



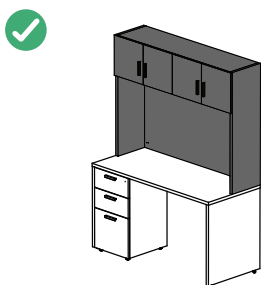
PSDM  
PSDR  
PSH1  
Main Desk +  
Desk Return +  
Hutch (Full Span)  
**GOOD**



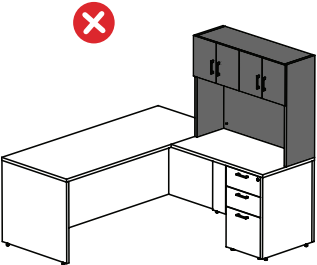
PSDM  
PSFR  
PSH1  
Main Desk +  
Freestanding Return +  
Hutch  
**GOOD**



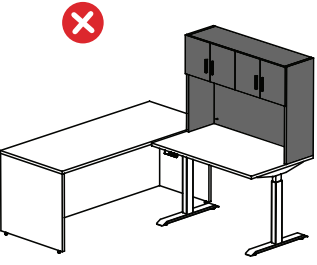
PSDS  
PSP5  
PSP4  
PSH1  
Desk Shell (24"D only) +  
Box File Pedestal +  
File Pedestal +  
Hutch  
**GOOD**



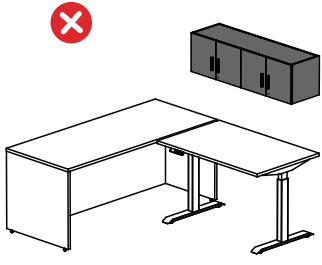
PSDS  
PSP5  
PSH1  
Desk Shell (24"D only) +  
Box File Pedestal +  
Hutch  
**GOOD**



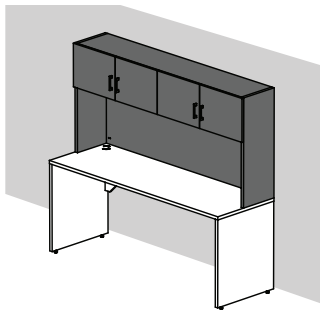
PSDM  
PSDR  
PSH1  
Main Desk +  
Desk Return +  
Hutch (No Span)  
**BAD**



PSDM  
PSAS  
PSH1  
Main Desk +  
Height Adjustable Return +  
Hutch  
**BAD**



PSDM  
PSAS  
PSW1  
Main Desk +  
Height Adjustable Return +  
Hutch  
**BAD**

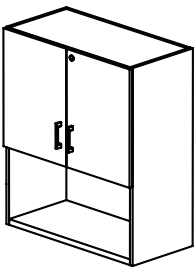


PSDS  
PSW1  
Desk Shell +  
Hutch  
**OK against a wall only**

This is bad layout as the range on the height adjustable is up to 45"H and if you have a monitor or large items on the desktop, it may collide with the hutch.

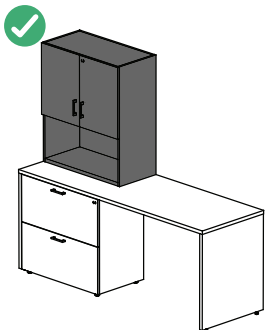
Application Guide

Stacker Connections



Stackers can be placed on any stationery worksurface with a pedestal underneath the worksurface. Do no use Stackers on Height Adjustable Worksurfaces.

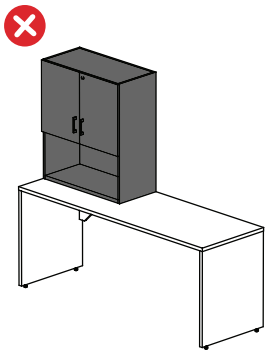
Stackers must be secured to worksurface using hardware provided.



PSS2  
PSDS  
PSP4

Half Door Stacker +  
Desk Shell +  
File Pedestal

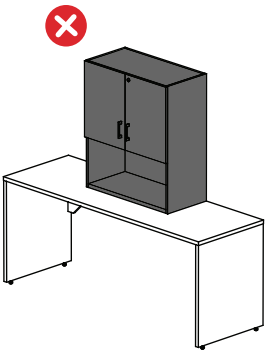
**GOOD**



PSS2  
PSDS

Half Door Stacker +  
Desk Shell +

**BAD**



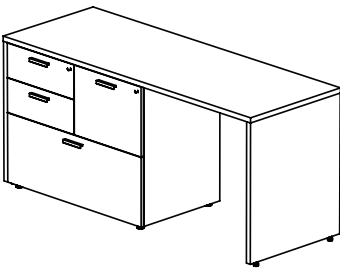
PSS2  
PSDS

Half Door Stacker +  
Desk Shell +

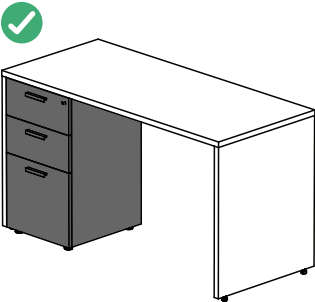
**BAD**

Application Guide

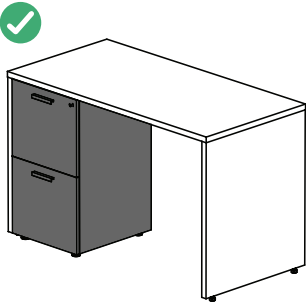
Desk Shells with Pedestals



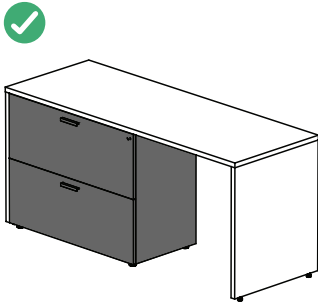
Pedestals can be placed under one or both ends of a Desk Shell. We suggest keeping 30" for leg space minimum.



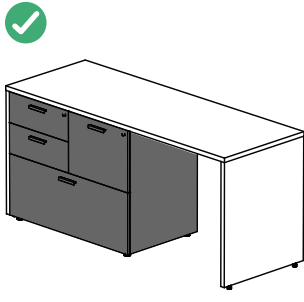
PSP5 PSDS  
Box File Pedestal +  
Desk Shell +  
(48" and longer)  
**GOOD**



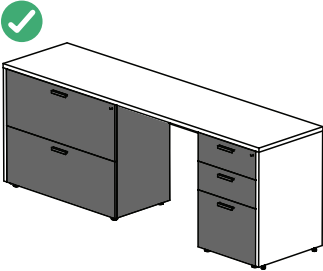
PSP4 PSDS  
File Pedestal +  
Desk Shell +  
(48" and longer)  
**GOOD**



PSP4 PSDS  
File Pedestal +  
Desk Shell +  
(66" and longer)  
**GOOD**



PSP3 PSDS  
Lateral Box File Pedestal +  
Desk Shell +  
(66" and longer / 24"D)  
**GOOD**



PSP4  
PSP5  
PSDS  
File Pedestal +  
Box File Pedestal +  
Desk Shell +  
(66" and longer)  
**GOOD**



**Three H Furniture Systems Limited**

156462 Clover Valley Rd.  
New Liskeard, ON  
Canada POJ 1P0

T. 1.800.767.5374  
F. 1.888.484.5786

customer.service@three-h.com  
www.three-h.com

**Prices subject to change without notice**

Revision 5, July 21

© 2021 Three H Furniture Systems Limited. All rights reserved.